



LAMB ELECTRIC

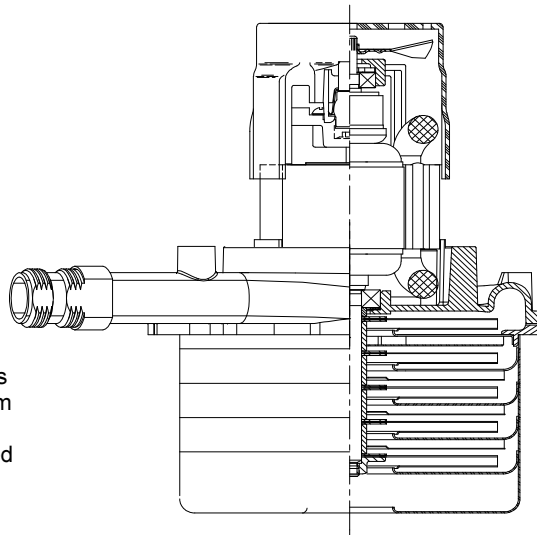
Model: 122617-00

DESCRIPTION

- Five stage Fan system
- 230 volts
- 5.7"/145 mm diameter
- Double ball bearings
- Single speed
- Tangential bypass discharge

DESIGN APPLICATION

- Equipment operating in environments requiring separation of working air from motor ventilating air
- Designed to handle clean, dry, filtered air only

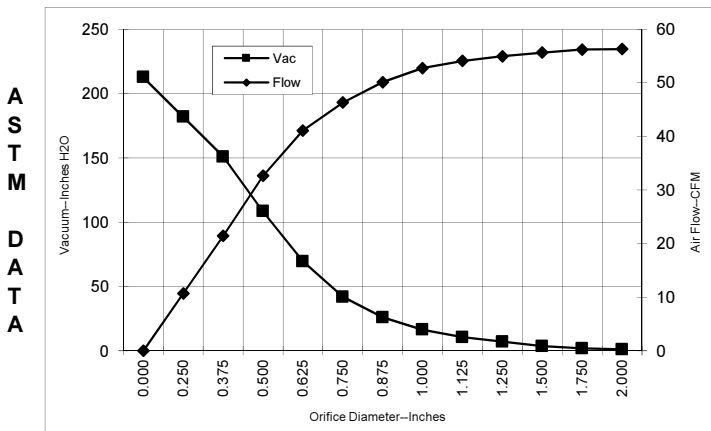


SPECIAL FEATURES

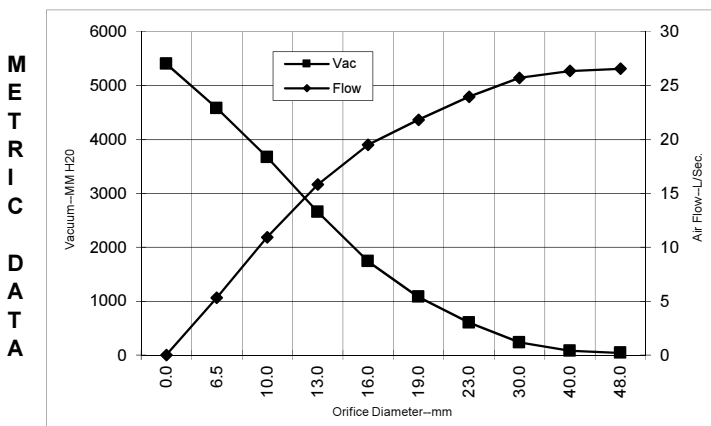
- Suitable for 120 volt AC operation, 50/60 Hz
- UL recognized, category PRGY2 (E47185)
- Provision for grounding
- Open frame design
- Aluminum fan-end bracket designed to dampen vibration and improve durability
- 10 mm shaft and bearing system
- Special fans designed for high pressure/low volume operation
- The Lamb Electric vacuum motor line offers a wide range of performance levels to meet design needs

TYPICAL MOTOR PERFORMANCE.*

(At 230 volts, 60Hz, test data is corrected to standard conditions of 29.92 Hg, 68° F.)



Orifice (Inches)	Amps	Watts (In)	RPM	Vac (In.H2O)	Flow (CFM)	Air Watts
2.000	8.2	1753	20785	1.1	56.3	7
1.750	8.2	1749	20758	1.9	56.2	13
1.500	8.2	1749	20744	3.6	55.7	23
1.250	8.2	1745	20750	7.1	55.0	46
1.125	8.2	1742	20750	10.6	54.1	67
1.000	8.2	1740	20769	16.4	52.8	102
0.875	8.1	1737	20790	26.1	50.1	153
0.750	8.1	1728	20834	41.9	46.4	228
0.625	8.0	1713	20934	69.5	41.1	335
0.500	7.8	1677	21195	108.5	32.7	416
0.375	7.3	1572	21954	150.8	21.5	380
0.250	6.4	1390	23453	181.8	10.7	229
0.000	5.3	1160	25640	212.7	0.0	0



Orifice (mm)	Amps	Watts (In)	RPM	Vac (mm H2O)	Flow (L/Sec)	Air Watts
48.0	8.2	1751	20773	38	26.6	10
40.0	8.2	1749	20748	78	26.4	20
30.0	8.2	1743	20750	230	25.7	58
23.0	8.1	1737	20784	601	24.0	140
19.0	8.1	1728	20836	1078	21.8	230
16.0	8.0	1713	20930	1738	19.5	331
13.0	7.9	1681	21169	2656	15.8	408
10.0	7.4	1588	21840	3670	10.9	385
6.5	6.5	1399	23378	4579	5.3	236
0.0	5.3	1160	25640	5403	0.0	0

Note: Metric performance data is calculated from the ASTM data above.

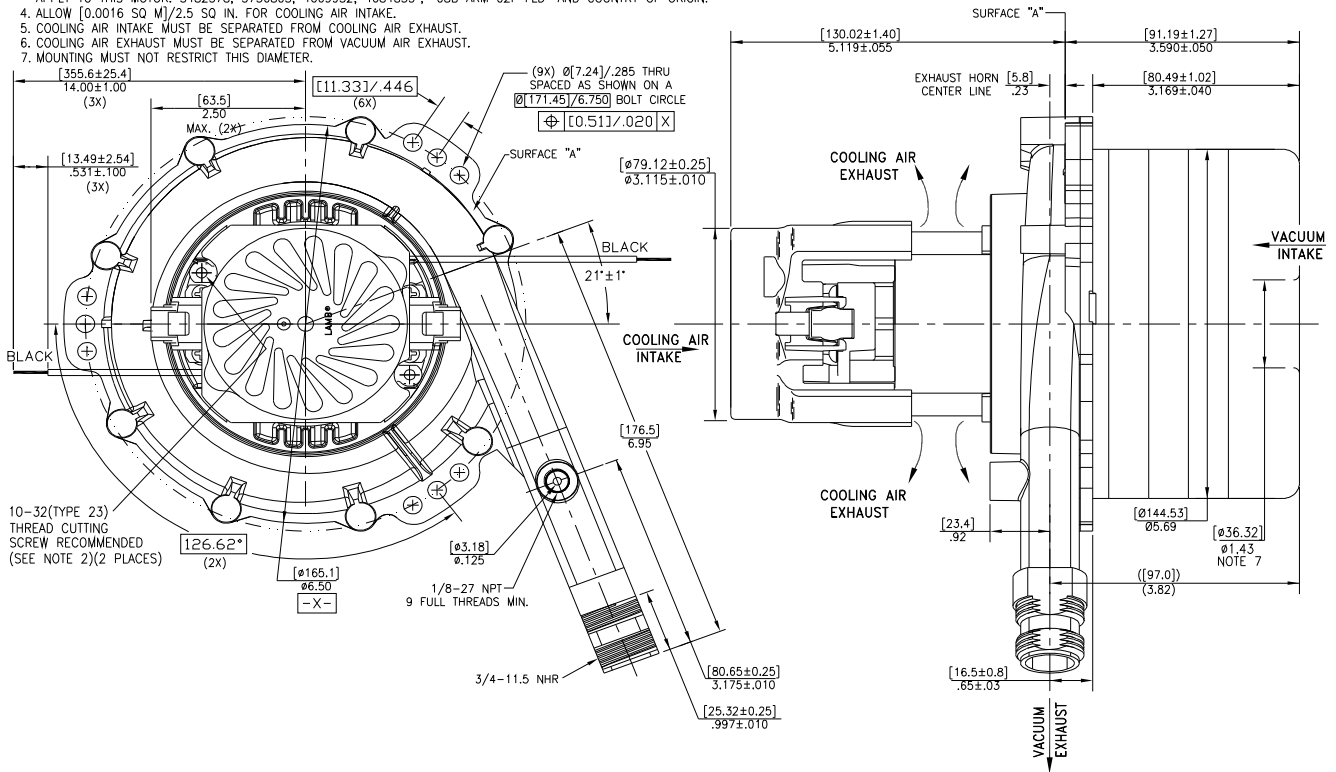
* Data represents performance of a typical motor sampled from a large production quantity. Individual motor data may vary due to normal manufacturing variations.

Test Specs:	230 volts	Minimum Sealed Vacuum: 188"	ORIFICE:	3/8"	Minimum Vacuum: 140"	Maximum Watts:	1690
--------------------	------------------	------------------------------------	-----------------	-------------	-----------------------------	-----------------------	-------------

DIMENSIONS

NOTES:

1. LEADS: 18GA STRANDED, LEADS CAN BE ANY COLOR EXCEPT GREEN OR GREEN WITH YELLOW STRIPE.
2. GROUNDING OR EARTHING PROVISIONS: USE HOLES AS INDICATED FOR GROUNDING OR EARTHING. REFER TO APPROPRIATE LISTING OR REGULATORY AGENCY FOR PROPER METHOD OF GROUNDING OR EARTHING.
3. MOTOR IDENTIFICATION: MANUFACTURER'S NAME, MODEL NUMBER, VOLTAGE, FREQUENCY, INSPECTION CODE WITH "F" SUFFIX, DATE OF MANUFACTURE, AGENCY RECOGNITION CODE, PLANT LOCATION CODE, PATENT INFORMATION "ONE OR MORE OF THE FOLLOWING PATENTS APPLY TO THIS MOTOR: 5482378; 5736805; 4669952; 4684835"; "OBB ARM 02F FLD" AND COUNTRY OF ORIGIN.
4. ALLOW [0.0016 SQ M]/2.5 SQ IN. FOR COOLING AIR INTAKE.
5. COOLING AIR INTAKE MUST BE SEPARATED FROM COOLING AIR EXHAUST.
6. COOLING AIR EXHAUST MUST BE SEPARATED FROM VACUUM AIR EXHAUST.
7. MOUNTING MUST NOT RESTRICT THIS DIAMETER.



IMPORTANT NOTE: Pictorial and dimensional data are subject to change without notice. Contact factory for current revision levels.

WARNING - When using AMETEK Lamb Electric bypass motors in machines that come in contact with foam, liquid (including water), or other foreign substances, the machine must be designed and constructed to prevent those substances from reaching the fan system, motor housing, and electrical components. Lamb Electric vacuum motors other than hazardous duty models should not be applied in machines that come in contact with dry chemicals or other volatile materials. Failure to observe these precautions could cause flashing (depending on volatility) or electrical shock which could result in property damage and severe bodily injury, including death in extreme cases. All applications incorporating Lamb Electric motors should be submitted to appropriate organizations or agencies for testing specifically related to the safety of your equipment.

AMETEK Dynamic Fluid Solutions
www.ametekdfs.com