

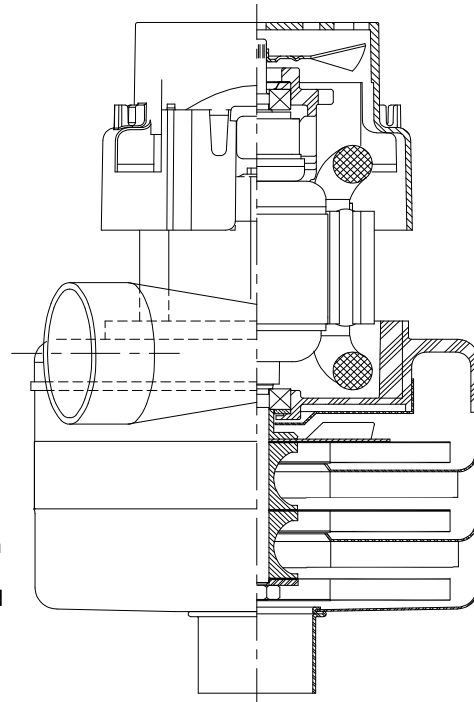


DESCRIPTION

- Three stage
- 24 volts
- 5.7"/145 mm diameter
- Double ball bearings
- Single speed
- Tangential bypass discharge
- Thermoset plastic fan end bracket
- Thermoset commutator bracket

DESIGN APPLICATION

- Equipment operating in environments requiring separation of working air from motor ventilating air
- Designed to handle clean, dry, filtered air only



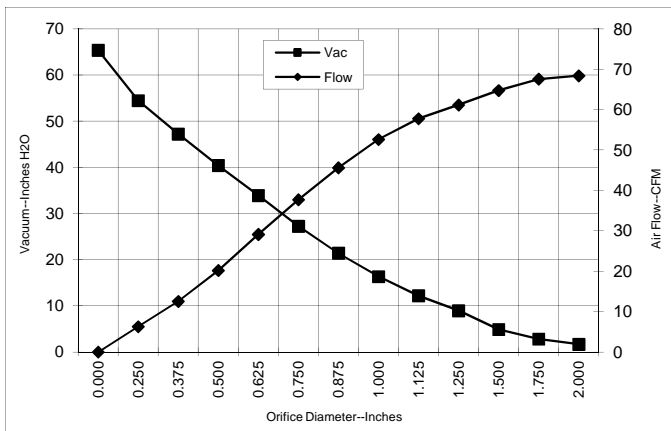
SPECIAL FEATURES

- Suitable for 24 volt DC operation
- UL Recognized, category PRGY2 (E47185)
- Provision for grounding
- Skeleton-frame design
- Epoxy painted fan case
- Patented air seal bearing construction. U.S. Patent #4,088,424
- The Lamb Electric vacuum motor line offers a wide range of performance levels to meet design needs
- 1.5" Diameter inlet tube

TYPICAL MOTOR PERFORMANCE.*

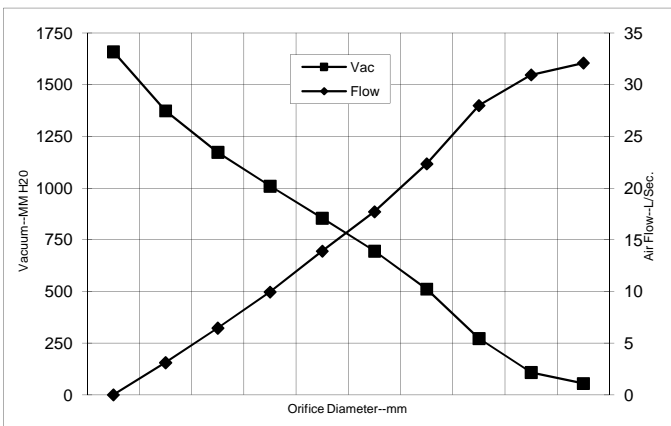
(At 24 volts, 60Hz, test data is corrected to standard conditions of 29.92 Hg, 68° F.)

ASTM DATA



Orifice (Inches)	Amps	Watts (In)	RPM	Vac (In.H ₂ O)	Flow (CFM)	Air Watts
2.000	19.9	478	11936	1.7	68.4	13
1.750	19.9	478	11878	2.8	67.6	22
1.500	20.0	480	11836	4.9	64.7	37
1.250	20.0	482	11748	9.0	61.2	64
1.125	19.9	478	11696	12.2	57.8	83
1.000	20.2	485	11662	16.3	52.6	101
0.875	20.1	482	11761	21.4	45.6	115
0.750	19.7	473	11964	27.2	37.7	121
0.625	19.0	458	12355	33.9	29.1	116
0.500	18.2	438	12921	40.4	20.2	96
0.375	17.2	415	13665	47.2	12.5	69
0.250	16.2	392	14500	54.4	6.3	40
0.000	15.3	370	15386	65.3	0.0	0

METRIC DATA



Orifice (mm)	Amps	Watts (In)	RPM	Vac (mm H ₂ O)	Flow (L/Sec)	Air Watts
48.0	19.9	478	11910	55	32.1	17
40.0	19.9	479	11849	108	31.0	33
30.0	19.9	480	11719	273	28.0	74
23.0	20.1	483	11737	512	22.3	111
19.0	19.7	473	11972	695	17.7	120
16.0	19.1	459	12339	854	13.9	116
13.0	18.3	440	12865	1010	9.9	98
10.0	17.3	419	13553	1173	6.5	73
6.5	16.2	393	14458	1374	3.1	42
0.0	15.3	370	15386	1660	0.0	0

Note: Metric performance data is calculated from the ASTM data above.

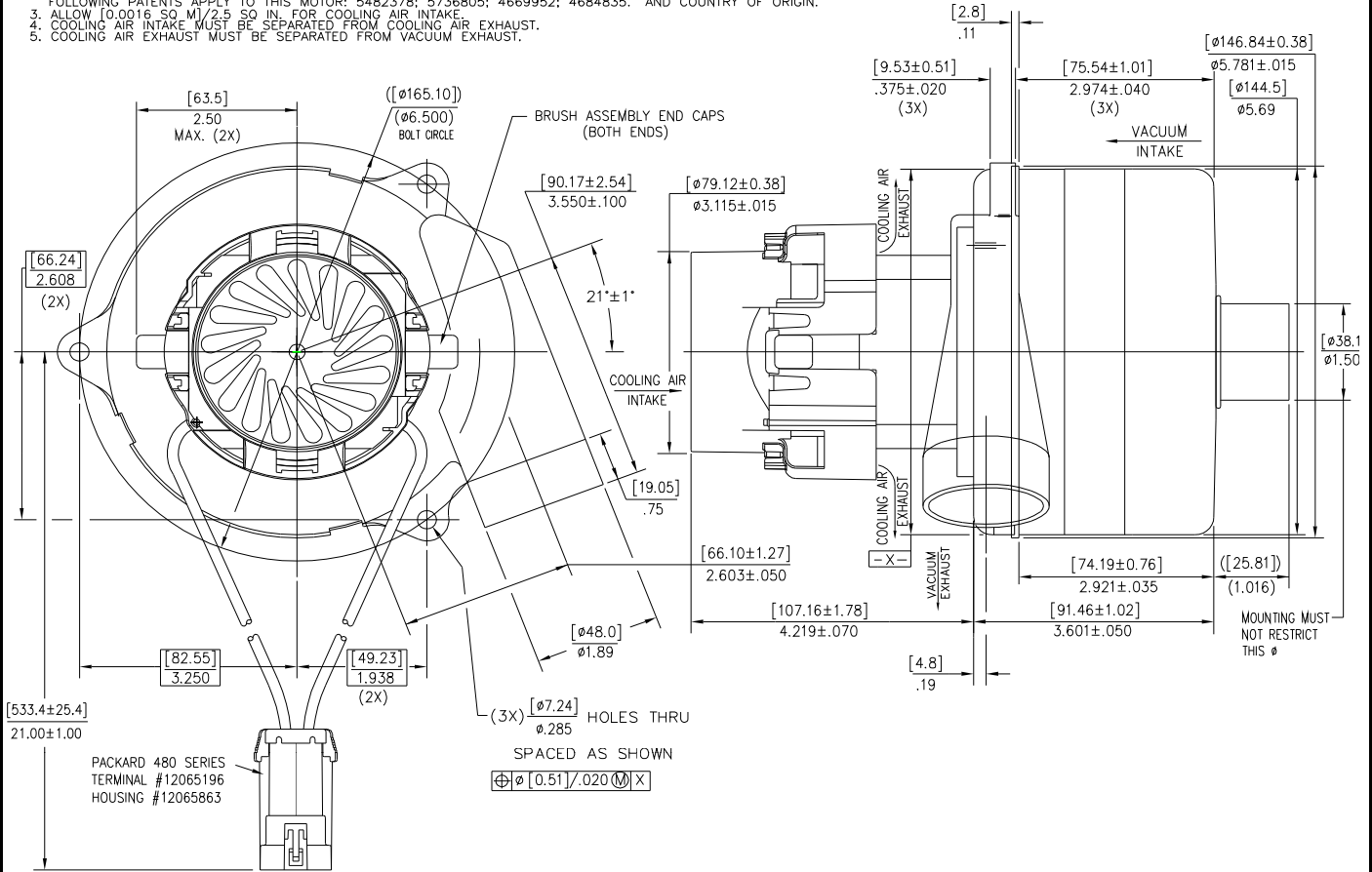
* Data represents performance of a typical motor sampled from a large production quantity. Individual motor data may vary due to normal manufacturing variations.

Test Specs:	24 volts	Minimum Sealed Vacuum:	59.7"	ORIFICE:	7/8 "	Minimum Vacuum:	19.2	Maximum Watts:	548
--------------------	-----------------	-------------------------------	--------------	-----------------	--------------	------------------------	-------------	-----------------------	------------

DIMENSIONS

NOTES:

1. LEADS: 14 GA STRANDED, LEADS CAN BE ANY COLOR EXCEPT GREEN OR GREEN WITH YELLOW STRIPE.
2. MOTOR IDENTIFICATION: MANUFACTURER'S NAME, MODEL NUMBER, VOLTAGE, FREQUENCY, INSPECTOR'S CODE, DATE OF MANUFACTURE, AGENCY RECOGNITION CODE, PLANT LOCATION CODE, PATENT INFORMATION "ONE OR MORE OF THE FOLLOWING PATENTS APPLY TO THIS MOTOR: 5482378; 5736805; 4669952; 4684835." AND COUNTRY OF ORIGIN.
3. ALLOW [0.0016 SQ M]/2.5 SQ IN. FOR COOLING AIR INTAKE.
4. COOLING AIR INTAKE MUST BE SEPARATED FROM COOLING AIR EXHAUST.
5. COOLING AIR EXHAUST MUST BE SEPARATED FROM VACUUM EXHAUST.



IMPORTANT NOTE: Pictorial and dimensional data are subject to change without notice. Contact factory for current revision levels.

WARNING - When using AMETEK Lamb Electric bypass motors in machines that come in contact with foam, liquid (including water), or other foreign substances, the machine must be designed and constructed to prevent those substances from reaching the fan system, motor housing, and electrical components. Lamb Electric vacuum motors other than hazardous duty models should not be applied in machines that come in contact with dry chemicals or other volatile materials. Failure to observe these precautions could cause flashing (depending on volatility) or electrical shock which could result in property damage and severe bodily injury, including death in extreme cases. All applications incorporating Lamb Electric motors should be submitted to appropriate organizations or agencies for testing specifically related to the safety of your equipment.

AMETEK/Floorcare & Specialty Motors
www.ametekfsm.com