



LAMB ELECTRIC

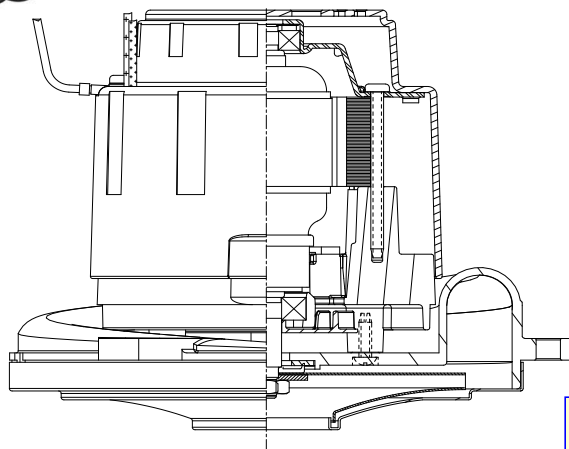
Model: 122209-18

SPECIAL FEATURES

- 1500+ hours life (curved brush)
- 550 Peak Air Watts
- Up to 45% Overall Efficiency
- High efficient cooling system
- Lamb "Green Power Label"
- UL & cUL recognized, category PRGY2 (E47185)
- Thermally Protected

DESCRIPTION

- 120 volts AC
- Single stage tapered fan
- 6.6" / 162 mm diameter
- Improved sound quality
- "True" tangential discharge bracket
- High-Efficiency "Galaxy" lamination
- Double ball bearings; 10mm output



DESIGN APPLICATION

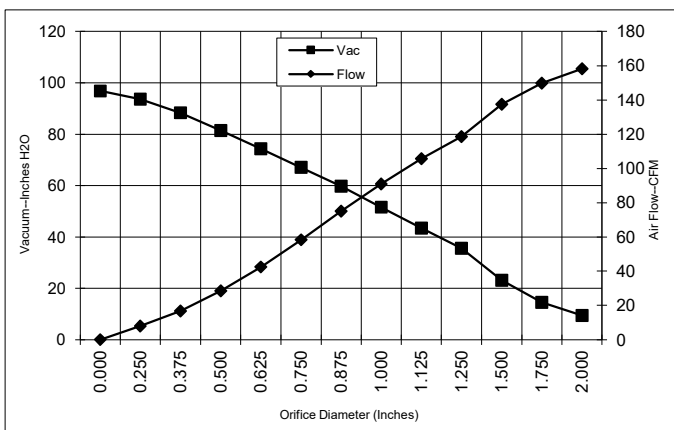
- Commercial and Residential Central Cleaning Systems
- Car wash vac and blower systems
- Equipment operating in environments requiring separation of working air from motor ventilating air
- Designed to handle clean, dry, filtered air only

PEAK AIRWATTS
553
Calculated in accordance with ASTM F2105

TYPICAL MOTOR PERFORMANCE.*

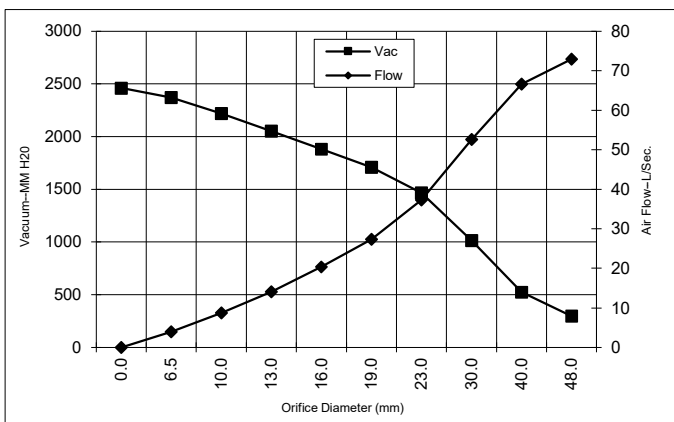
(At 120 volts, 60Hz, test data is corrected to standard conditions of 29.92 Hg, 68° F.)

ASTM DATA



Orifice (Inches)	Amps	Watts (In)	RPM	Vac (In.H2O)	Flow (CFM)	Air Watts
2.000	12.2	1384	24110	9.4	158.3	175
1.750	12.3	1396	24140	14.6	149.8	257
1.500	12.2	1385	24140	23.1	137.4	374
1.250	12.0	1368	24340	35.6	118.5	497
1.125	11.8	1338	24480	43.4	105.7	540
1.000	11.5	1305	24880	51.6	90.9	552
0.875	11.0	1253	26350	59.8	75.1	528
0.750	10.4	1183	26000	67.1	58.3	460
0.625	9.6	1090	26890	74.4	42.5	372
0.500	8.6	981	28050	81.5	28.4	273
0.375	7.7	888	29160	88.4	16.7	174
0.250	7.1	815	30160	93.6	8.0	88
0.000	6.5	753	31150	96.9	0.0	0

METRIC DATA



Orifice (mm)	Amps	Watts (In)	RPM	Vac (mm H2O)	Flow (L/Sec)	Air Watts
48.0	12.2	1389	24123	297	72.9	211
40.0	12.2	1388	24140	522	66.6	339
30.0	11.9	1352	24417	1014	52.6	521
23.0	11.1	1266	25983	1466	37.3	534
19.0	10.4	1181	26018	1707	27.4	458
16.0	9.6	1094	26854	1881	20.4	376
13.0	8.7	992	27934	2052	14.1	283
10.0	7.9	902	28994	2218	8.7	189
6.5	7.1	819	30110	2371	4.0	92
0.0	6.5	753	31150	2460	0.0	0

Note: Metric Performance data is calculated from the ASTM data above.

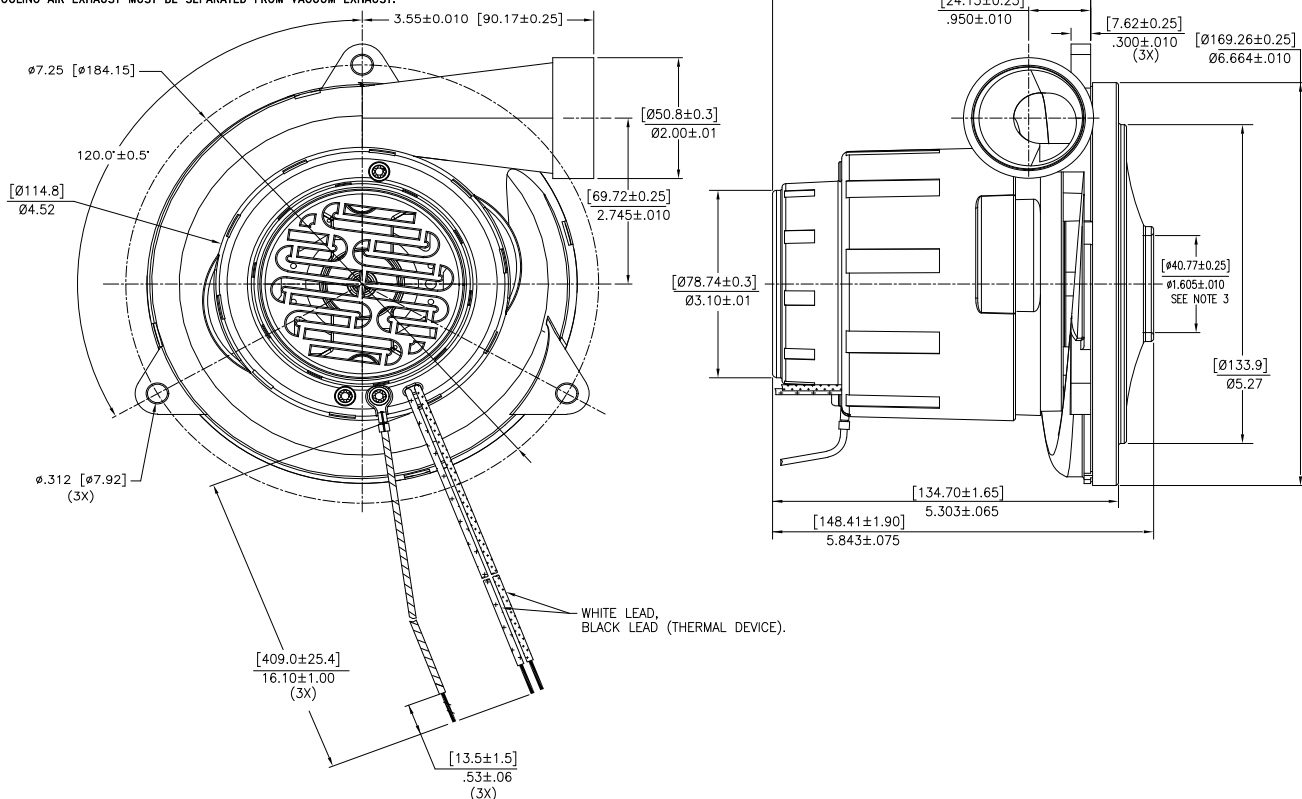

* Data represents performance of a typical motor sampled from a large production quantity. Individual motor data may vary due to normal manufacturing variations.

Test Specs:	120	Minimum Sealed Vacuum:	95"	ORIFICE:	7/8"	Minimum Vacuum:	58"	Maximum Watts:	1490
-------------	-----	------------------------	-----	----------	------	-----------------	-----	----------------	------

DIMENSIONS

NOTES:

1. LEADS: 18GA. STRANDED. GROUNDING LEAD GREEN OR GREEN WITH YELLOW STRIPE.
2. MOTOR IDENTIFICATION: MANUFACTURER'S NAME, MODEL NUMBER, VOLTAGE, FREQUENCY, INSPECTORS CODE WITH "FF" SUFFIX, DATE OF MANUFACTURE, AGENCY RECOGNITION CODE, PLANT LOCATION CODE, PATENT PENDING* AND COUNTRY OF ORIGIN.
3. MOUNTING MUST NOT RESTRICT THIS DIAMETER.
4. ALLOW [0.0026 SQ M]/4.0 SQ IN. (MIN.) FOR COOLING AIR INTAKE.
5. COOLING AIR INTAKE MUST BE SEPARATED FROM COOLING AIR EXHAUST.
6. COOLING AIR EXHAUST MUST BE SEPARATED FROM VACUUM EXHAUST.



IMPORTANT NOTE: Pictorial and dimensional data are subject to change without notice. Contact factory for current revision levels.

WARNING - When using AMETEK Floorcare & Specialty Motors (F&SM) bypass motors in machines that come in contact with foam, liquid (including water), or other foreign substances, the machine must be designed and constructed to prevent those substances from reaching the fan system, motor housing, and electrical components. F&SM vacuum motors other than hazardous duty models should not be applied in machines that come in contact with dry chemicals or other volatile materials. Failure to observe these precautions could cause flashing (depending on volatility) or electrical shock which could result in property damage and severe bodily injury, including death in extreme cases. All applications incorporating F&SM motors should be submitted to appropriate organizations or agencies for testing specifically related to the safety of your equipment.

AMETEK/Dynamic Fluid Solutions

Revised April, 2021