



**Lamb Electric**

**Model: 122176-18**

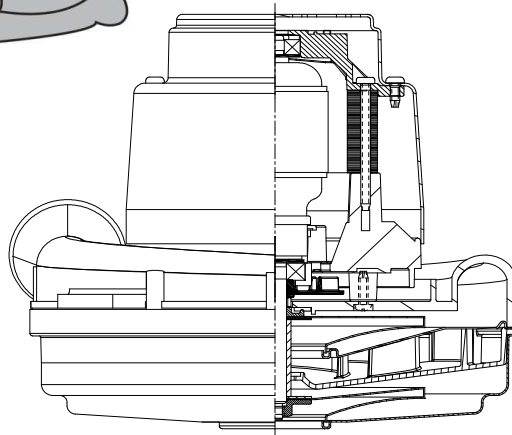


**DESCRIPTION**

- Double-stage tapered fan system
- 8.4" / 213 mm diameter
- Improved sound quality
- "True" tangential discharge bracket
- 120 volts AC
- 3.5" High-Efficiency lamination
- Double ball bearings; 10mm output

**DESIGN APPLICATION**

- Commercial and Residential Central Cleaning Systems
- Car wash vac and blower systems
- Equipment operating in environments requiring separation of working air from motor ventilating air
- Designed to handle clean, dry, filtered air only



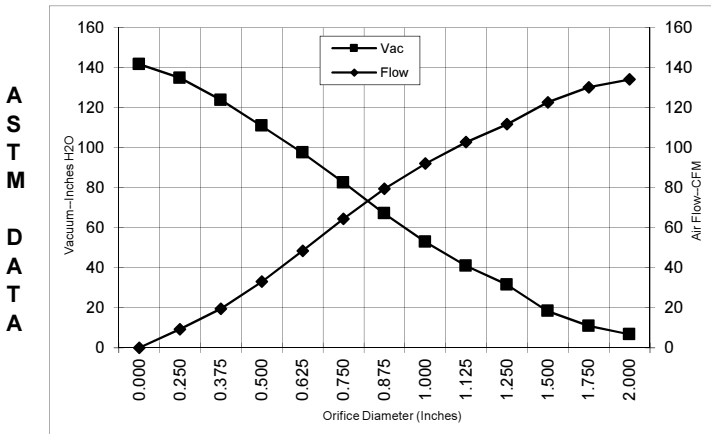
**SPECIAL FEATURES**

- High Efficiency Performance
- 1000 + Hours Life with Eternity Brushes
- UL & cUL recognized, category PRGY2 (E47185)
- Same mounting pattern as Lamb's 7.2 tangential-bypass
- Thermal Device for locked-rotor, blocked cooling air and running overload protection

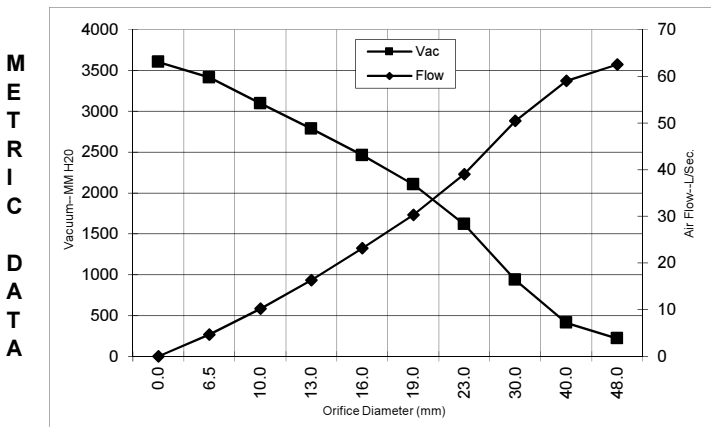
**PEAK AIRWATTS**  
**632**  
Calculated in accordance with ASTM F2105

**TYPICAL MOTOR PERFORMANCE.\***

(At 120 volts, 60Hz, test data is corrected to standard conditions of 29.92 Hg, 68° F.)



Orifice (Inches)	Amps	Watts (In)	RPM	Vac (In.H2O)	Flow (CFM)	Air Watts
2.000	14.2	1586	21825	6.7	134.1	105
1.750	14.2	1585	21811	10.9	130.2	167
1.500	14.1	1582	21793	18.4	122.7	264
1.250	14.1	1576	21844	31.6	111.7	414
1.125	14.0	1571	21879	41.0	102.8	495
1.000	14.0	1568	21904	53.0	92.1	573
0.875	13.8	1551	22009	67.1	79.4	626
0.750	13.3	1492	22402	82.5	64.5	624
0.625	12.3	1393	23094	97.5	48.5	555
0.500	11.1	1264	24146	111.0	33.0	430
0.375	9.7	1105	25615	123.8	19.5	284
0.250	8.6	990	26974	134.9	9.3	148
0.000	7.6	884	28432	141.8	0.0	0




Orifice (mm)	Amps	Watts (In)	RPM	Vac (mm H2O)	Flow (L/Sec)	Air Watts
48.0	14.2	1586	21819	217	62.5	132
40.0	14.1	1583	21799	409	59.0	235
30.0	14.0	1573	21863	934	50.4	458
23.0	13.9	1555	21983	1616	39.0	613
19.0	13.3	1490	22416	2103	30.3	623
16.0	12.4	1397	23066	2461	23.2	557
13.0	11.3	1277	24040	2784	16.3	442
10.0	9.9	1129	25395	3095	10.2	306
6.5	8.7	996	26906	3412	4.6	155
0.0	7.6	884	28432	3601	0.0	0

Note: Metric Performance data is calculated from the ASTM data above.

\* Data represents performance of a typical motor sampled from a large production quantity. Individual motor data may vary due to normal manufacturing variations.

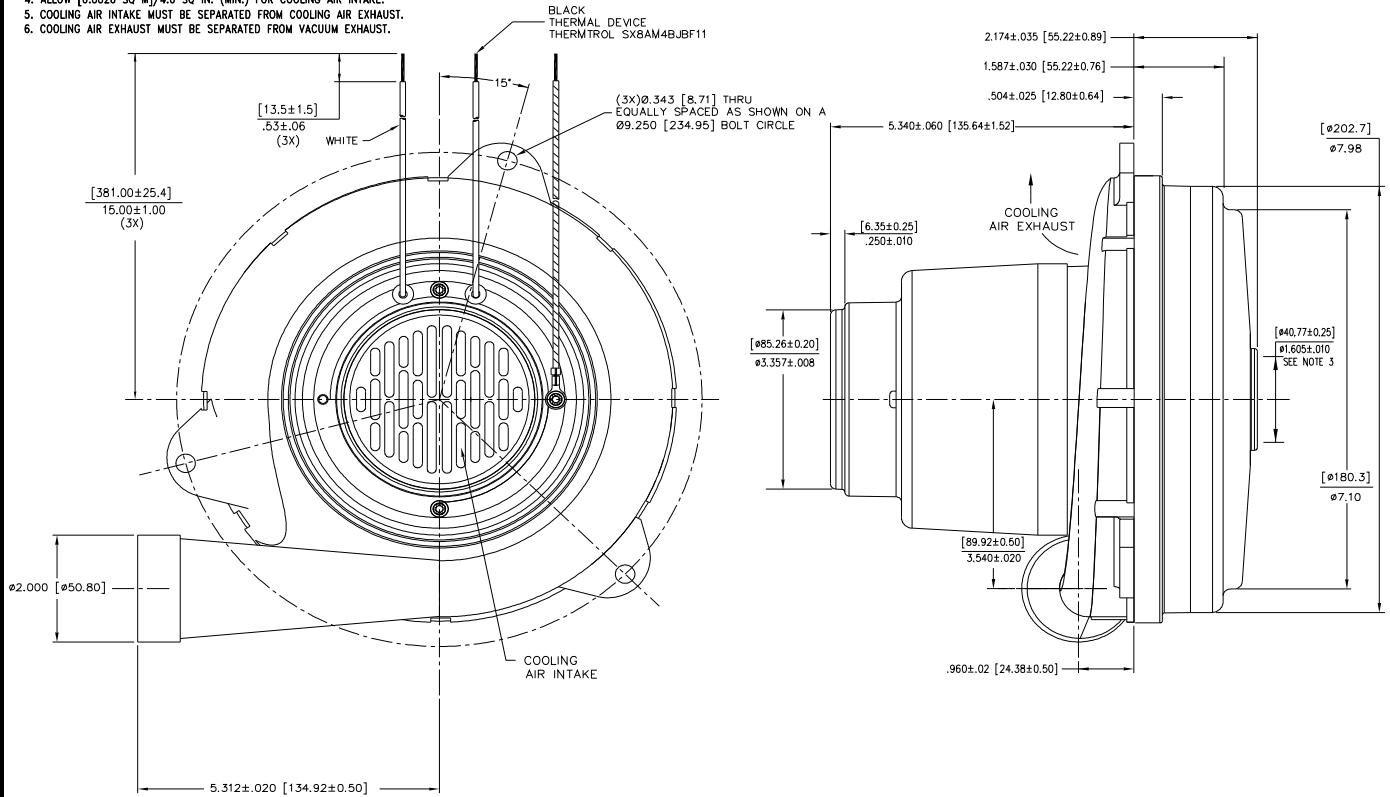
<b>Test Specs:</b>	120	<b>Minimum Sealed Vacuum:</b>	136"	<b>ORIFICE:</b>	7/8"	<b>Minimum Vacuum:</b>	64"	<b>Maximum Watts:</b>	1670
--------------------	-----	-------------------------------	------	-----------------	------	------------------------	-----	-----------------------	------

**DIMENSIONS**



**NOTES:**

1. LEADS: 16GA. STRANDED, BLACK.
2. MOTOR IDENTIFICATION: MANUFACTURER'S NAME, MODEL NUMBER, VOLTAGE, FREQUENCY, INSPECTOR'S CODE WITH "FF" SUFFIX, DATE OF MANUFACTURE, AGENCY RECOGNITION CODE, PLANT LOCATION CODE, PATENT PENDING AND COUNTRY OF ORIGIN.
3. MOUNTING MUST NOT RESTRICT THIS DIAMETER.
4. ALLOW [0.0026 SQ M]/4.0 SQ IN. (MIN.) FOR COOLING AIR INTAKE.
5. COOLING AIR INTAKE MUST BE SEPARATED FROM COOLING AIR EXHAUST.
6. COOLING AIR EXHAUST MUST BE SEPARATED FROM VACUUM EXHAUST.



**IMPORTANT NOTE:** Pictorial and dimensional data are subject to change without notice. Contact factory for current revision levels.

**WARNING** - When using AMETEK Floorcare & Specialty Motors (F&SM) bypass motors in machines that come in contact with foam, liquid (including water), or other foreign substances, the machine must be designed and constructed to prevent those substances from reaching the fan system, motor housing, and electrical components. F&SM vacuum motors other than hazardous duty models should not be applied in machines that come in contact with dry chemicals or other volatile materials. Failure to observe these precautions could cause flashing (depending on volatility) or electrical shock which could result in property damage and severe bodily injury, including death in extreme cases. All applications incorporating F&SM motors should be submitted to appropriate organizations or agencies for testing specifically related to the safety of your equipment.

**AMETEK Dynamic Fluid Solutions**  
[www.ametekdfs.com](http://www.ametekdfs.com)

Revised September 2016