



LAMB ELECTRIC

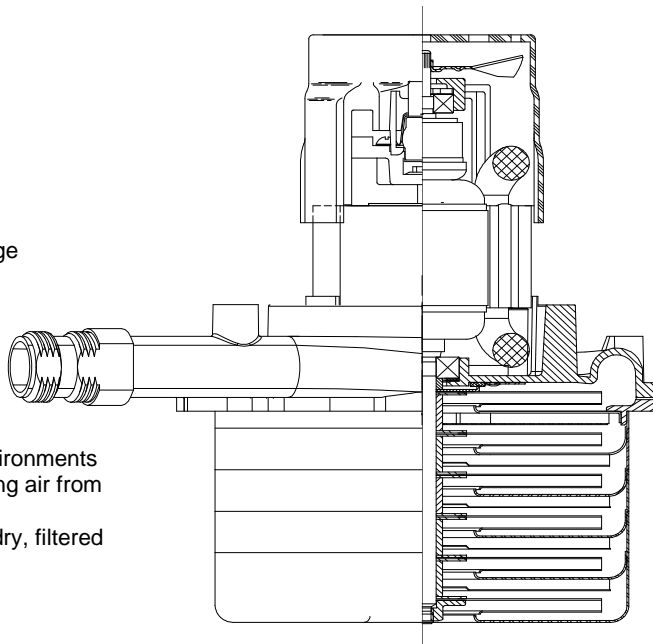
Model: 122097-00

DESCRIPTION

- Six stage Fan system
- 120 volts
- 5.7"/145 mm diameter
- Double ball bearings
- 2 speed
- Tangential bypass discharge

DESIGN APPLICATION

- Equipment operating in environments requiring separation of working air from motor ventilating air
- Designed to handle clean, dry, filtered air only

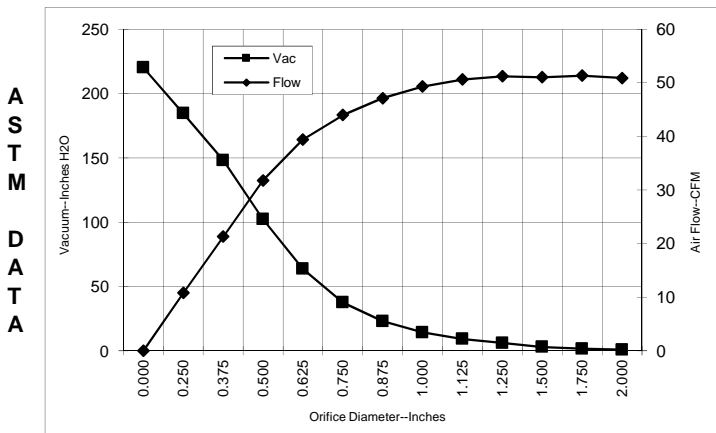


SPECIAL FEATURES

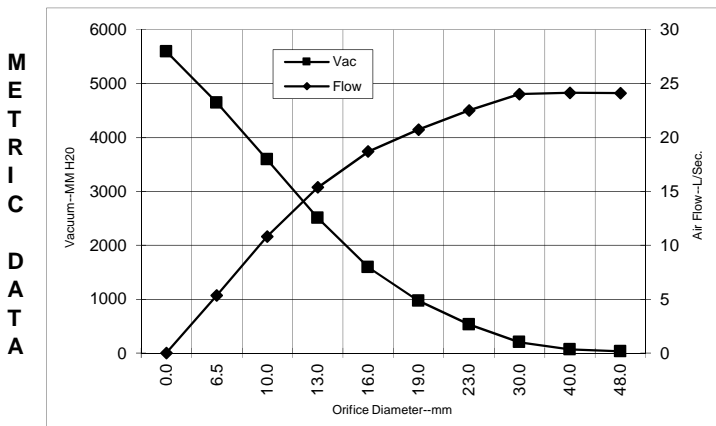
- Suitable for 120 volt AC operation, 50/60 Hz
- UL recognized, category PRGY2 (E47185)
- Provision for grounding
- Open frame design
- Aluminum fan-end bracket designed to dampen vibration and improve durability
- 10 mm shaft and bearing system
- Special fans designed for high pressure/low volume operation
- The Lamb Electric vacuum motor line offers a wide range of performance levels to meet design needs

TYPICAL MOTOR PERFORMANCE.*

(At 120 volts, 60Hz, test data is corrected to standard conditions of 29.92 Hg, 68° F.)



Orifice (Inches)	Amps	Watts (In)	RPM	Vac (In.H2O)	Flow (CFM)	Air Watts
2.000	15.6	1737	19360	0.9	50.9	6
1.750	15.5	1733	19350	1.6	51.4	10
1.500	15.5	1734	19340	3.0	51.1	18
1.250	15.5	1726	19330	6.2	51.2	37
1.125	15.5	1728	19350	9.2	50.7	55
1.000	15.5	1725	19370	14.2	49.3	83
0.875	15.4	1718	19380	23.0	47.1	127
0.750	15.3	1709	19450	37.6	44.0	195
0.625	15.1	1691	19550	63.7	39.4	295
0.500	14.9	1662	19780	102.5	31.8	383
0.375	14.1	1582	20450	148.2	21.3	372
0.250	12.5	1406	21890	184.6	10.8	235
0.000	10.3	1170	24240	220.3	0.0	0



Orifice (mm)	Amps	Watts (In)	RPM	Vac (mm H2O)	Flow (L/Sec)	Air Watts
48.0	15.5	1735	19356	31	24.1	7
40.0	15.5	1734	19343	66	24.1	16
30.0	15.5	1727	19341	199	24.0	47
23.0	15.4	1720	19378	528	22.5	116
19.0	15.3	1709	19452	968	20.7	197
16.0	15.1	1692	19546	1591	18.7	291
13.0	14.9	1665	19757	2504	15.4	374
10.0	14.2	1594	20350	3590	10.8	373
6.5	12.5	1415	21818	4643	5.4	242
0.0	10.3	1170	24240	5595	0.0	0

Note: Metric performance data is calculated from the ASTM data above.

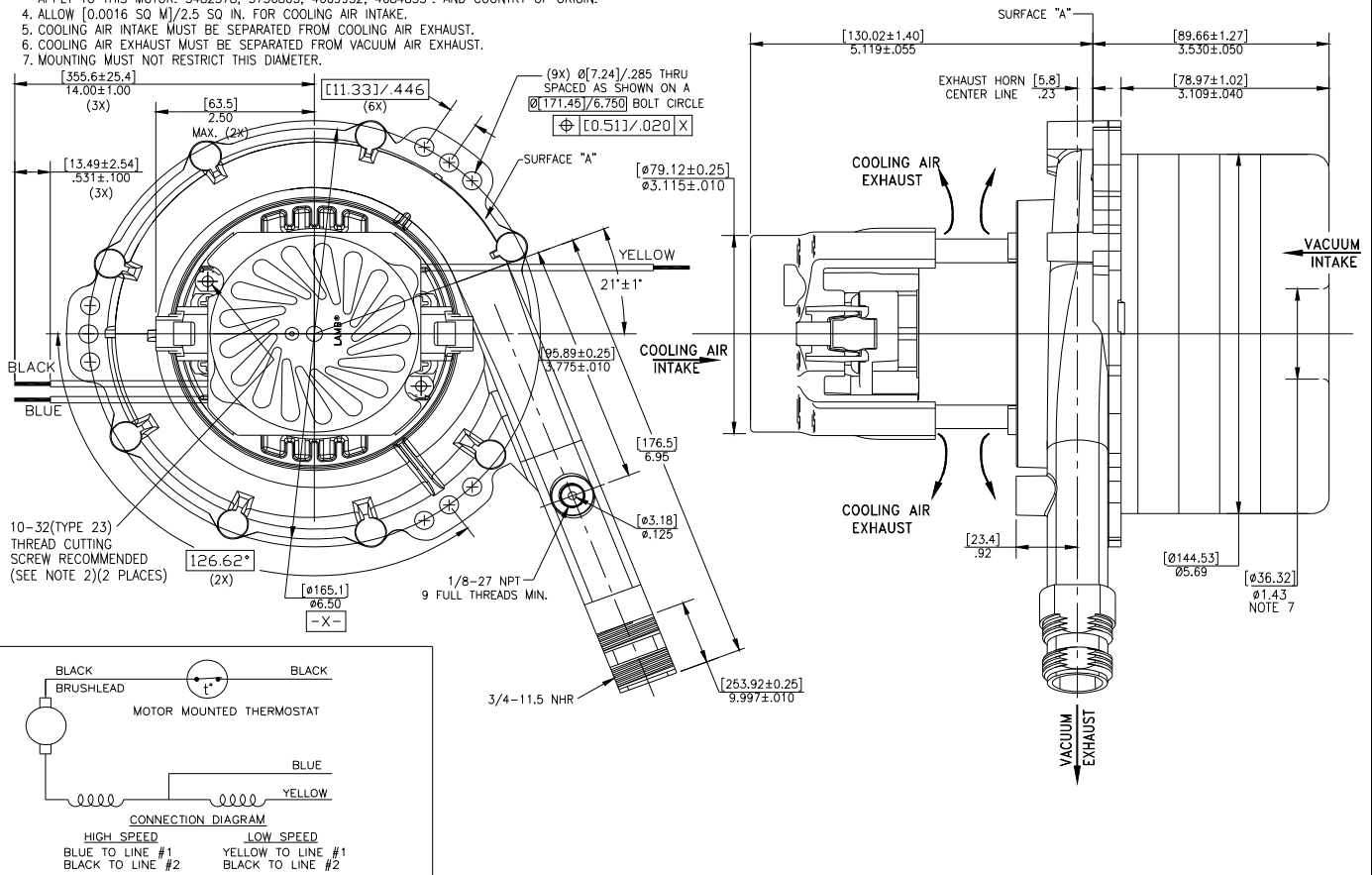
* Data represents performance of a typical motor sampled from a large production quantity. Individual motor data may vary due to normal manufacturing variations.

Test Specs:	120 volts	Minimum Sealed Vacuum:	210"	ORIFICE:	0.375	Minimum Vacuum:	120"	Maximum Watts:	1800
-------------	-----------	------------------------	------	----------	-------	-----------------	------	----------------	------

DIMENSIONS

NOTES:

1. LEADS: 18GA STRANDED, LEADS CAN BE ANY COLOR EXCEPT GREEN OR GREEN WITH YELLOW STRIPE.
2. GROUNDING OR EARTHING PROVISIONS: USE HOLES AS INDICATED FOR GROUNDING OR EARTHING. REFER TO APPROPRIATE LISTING OR REGULATORY AGENCY FOR PROPER METHOD OF GROUNDING OR EARTHING.
3. MOTOR IDENTIFICATION: MANUFACTURER'S NAME, MODEL NUMBER, VOLTAGE, FREQUENCY, INSPECTION CODE WITH "F" SUFFIX, DATE OF MANUFACTURE, AGENCY RECOGNITION CODE, PLANT LOCATION CODE, PATENT INFORMATION "ONE OR MORE OF THE FOLLOWING PATENTS APPLY TO THIS MOTOR: 5482378; 5736805; 4669952; 4684835". AND COUNTRY OF ORIGIN.
4. ALLOW [0.0016 SQ MI]/2.5 SQ IN. FOR COOLING AIR INTAKE.
5. COOLING AIR INTAKE MUST BE SEPARATED FROM COOLING AIR EXHAUST.
6. COOLING AIR EXHAUST MUST BE SEPARATED FROM VACUUM AIR EXHAUST.
7. MOUNTING MUST NOT RESTRICT THIS DIAMETER.



IMPORTANT NOTE: Pictorial and dimensional data are subject to change without notice. Contact factory for current revision levels.

WARNING - When using AMETEK Lamb Electric bypass motors in machines that come in contact with foam, liquid (including water), or other foreign substances, the machine must be designed and constructed to prevent those substances from reaching the fan system, motor housing, and electrical components. Lamb Electric vacuum motors other than hazardous duty models should not be applied in machines that come in contact with dry chemicals or other volatile materials. Failure to observe these precautions could cause flashing (depending on volatility) or electrical shock which could result in property damage and severe bodily injury, including death in extreme cases. All applications incorporating Lamb Electric motors should be submitted to appropriate organizations or agencies for testing specifically related to the safety of your equipment.

AMETEK / Dynamic Fluid Solutions
www.ametekdfs.com