



**AMETEK**  
**LAMB ELECTRIC**  
**AIR WATT™**  
 SERIES

**Product Bulletin**

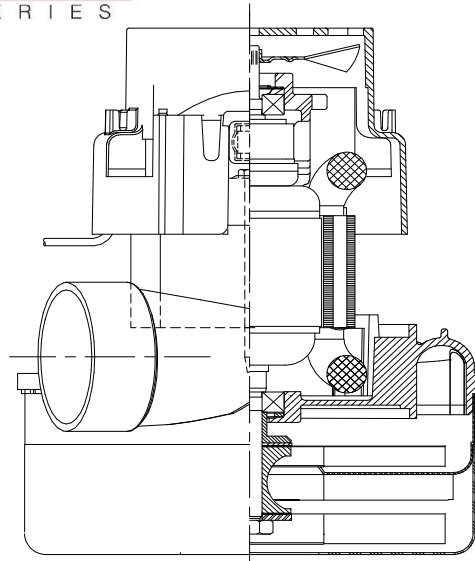
**Model: 119915-07**

**DESCRIPTION**

- Double stage
- 120 volts Typical performance
- 5.7"/ 145 mm diameter
- 10 mm Fan end bearing
- Single speed
- Tangential bypass discharge
- Aluminum Fan End Bracket
- Thermoset Commutator Bracket

**DESIGN APPLICATION**

- Equipment operating in environments requiring separation of working air from motor ventilating air
- Designed to handle clean, dry, filtered air only



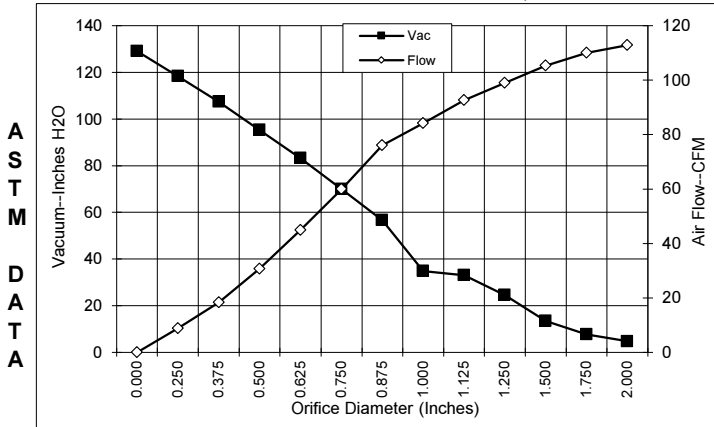
**SPECIAL FEATURES**

- Self cleaning fan system
- Aluminum Fan End Bracket
- 10 mm Bearing and Fan Shaft
- Suitable for 120 volt AC operation, 50/60 Hz
- UL recognized, category PRGY2 (E47185)
- Provision for grounding
- The Lamb Electric vacuum motor line offers a wide range of performance levels to meet design needs

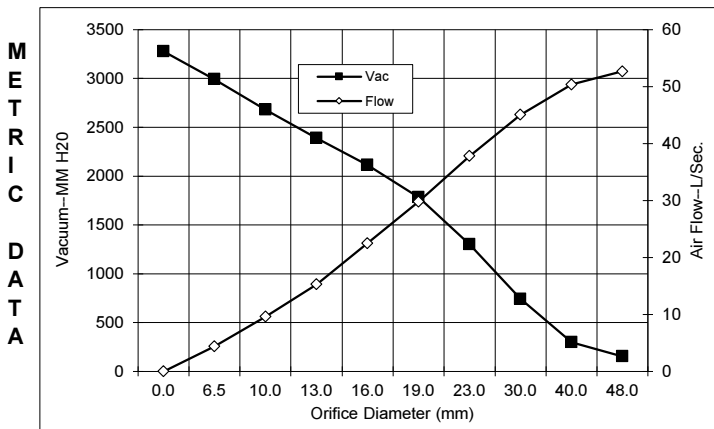
**PEAK AIRWATTS**  
**506**  
 Calculated in accordance with ASTM F2105

**TYPICAL MOTOR PERFORMANCE.\***

(At 120 volts, 60Hz, test data is corrected to standard conditions of 29.92 Hg, 68° F.)



Orifice (Inches)	Amps	Watts (In)	RPM	Vac (In.H <sub>2</sub> O)	Flow (CFM)	Air Watts
2.000	16.1	1839	20570	4.7	112.8	62
1.750	16.1	1834	20400	7.7	110.0	100
1.500	16.0	1823	20370	13.4	105.3	166
1.250	15.8	1810	20660	24.6	99.0	287
1.125	15.7	1794	20690	33.0	92.6	360
1.000	15.4	1765	20850	34.9	84.2	346
0.875	15.0	1717	21490	56.6	76.0	506
0.750	14.3	1636	21950	69.9	59.9	493
0.625	13.2	1525	22690	83.2	44.9	439
0.500	12.1	1397	23980	95.3	30.7	344
0.375	10.9	1265	25150	107.4	18.3	231
0.250	9.9	1154	26510	118.3	8.8	122
0.000	9.2	1073	27430	129.0	0.0	0



Orifice (mm)	Amps	Watts (In)	RPM	Vac (mm H <sub>2</sub> O)	Flow (L/Sec)	Air Watts
48.0	16.1	1837	20495	153	52.7	79
40.0	16.0	1826	20379	297	50.4	146
30.0	15.7	1801	20677	742	45.1	327
23.0	15.1	1729	21330	1300	37.8	515
19.0	14.3	1634	21965	1782	29.8	528
16.0	13.2	1529	22660	2115	22.5	470
13.0	12.2	1410	23851	2390	15.3	354
10.0	11.1	1285	24975	2682	9.6	248
6.5	10.0	1160	26442	2991	4.4	128
0.0	9.2	1073	27430	3277	0.0	0

Note: Metric performance data is calculated from the ASTM data above.

\* Data represents performance of a typical motor sampled from a large production quantity. Individual motor data may vary to normal manufacturing variations.

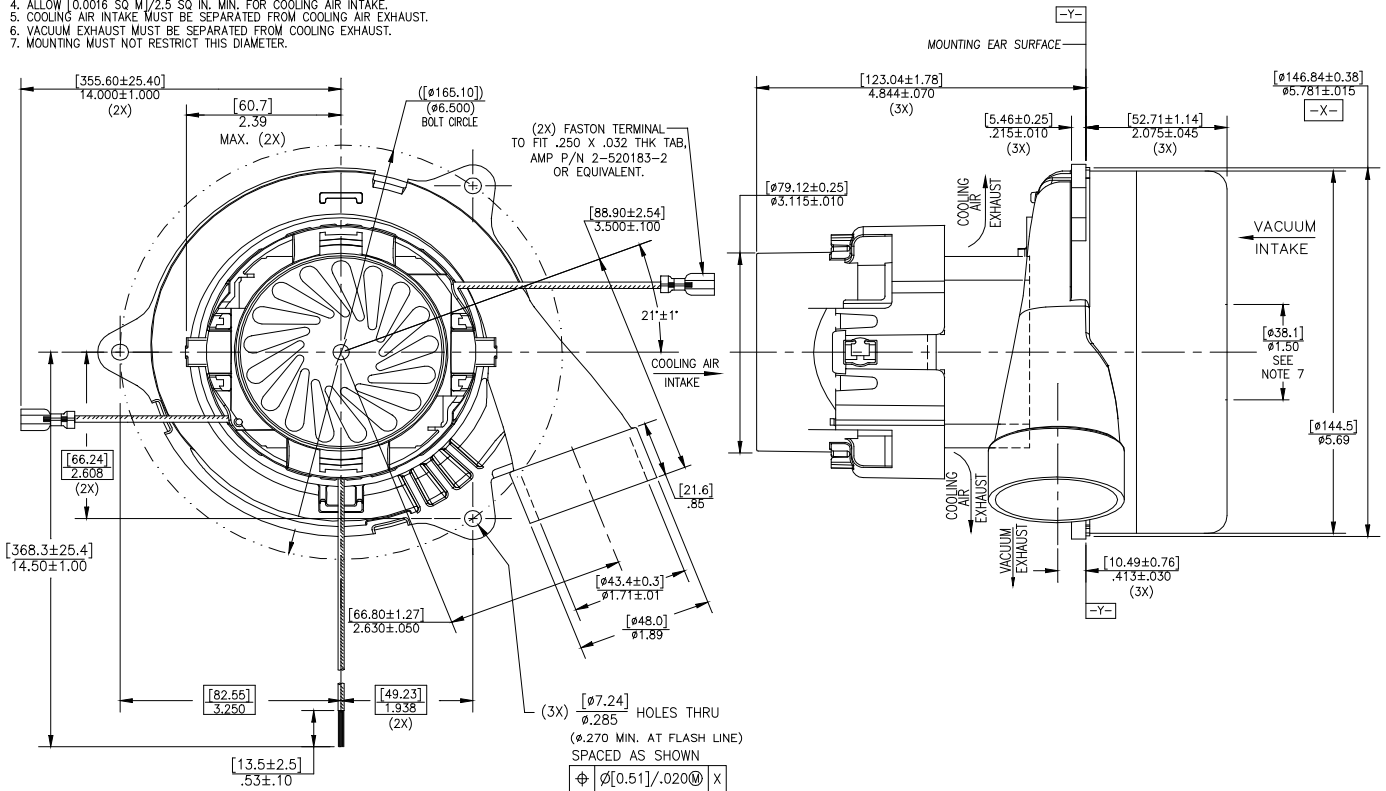
<b>Test Specs:</b> 120 volt	<b>Minimum Sealed Vacuum:</b> 121"	<b>ORIFICE:</b> 7/8"	<b>Minimum Vacuum:</b> 50"	<b>Maximum Watts:</b> 1765
-----------------------------	------------------------------------	----------------------	----------------------------	----------------------------

DIMENSIONS

119915-07 Includes Faston Terminals

NOTES:

1. LEADS: 18GA STRANDED, LEADS CAN BE ANY COLOR EXCEPT GREEN OR GREEN WITH YELLOW STRIPE.
2. GROUNDING OR EARTHING PROVISIONS: USE HOLES AS INDICATED FOR GROUNDING OR EARTHING.  
REFER TO APPROPRIATE LISTING OR REGULATORY AGENCY FOR PROPER METHOD OF GROUNDING OR EARTHING.
3. MOTOR IDENTIFICATION: MANUFACTURER'S NAME, MODEL NUMBER, VOLTAGE, FREQUENCY, INSPECTORS CODE, DATE OF MANUFACTURE, AGENCY RECOGNITION CODE, PLANT LOCATION CODE, PATENT INFORMATION, "ONE OR MORE OF THE FOLLOWING PATENTS APPLY TO THIS MOTOR: 5482378; 5736805; 4669952; 4684835". AND COUNTRY OF ORIGIN.
4. ALLOW  $10.0016 \text{ SQ MI} / 2.5 \text{ SQ IN. MIN.}$  FOR COOLING AIR INTAKE.
5. COOLING AIR INTAKE MUST BE SEPARATED FROM COOLING AIR EXHAUST.
6. VACUUM EXHAUST MUST BE SEPARATED FROM COOLING EXHAUST.
7. MOUNTING MUST NOT RESTRICT THIS DIAMETER.



**IMPORTANT NOTE:** Pictorial and dimensional data are subject to change without notice. Contact factory for current revision levels.

**WARNING** - When using AMETEK/Lamb Electric bypass motors in machines that come in contact with foam, liquid (including water) of other foreign substances, the machine must be designed and constructed to prevent those substances from reaching the fan system, motor housing and electrical components. Lamb vacuum motors other than hazardous duty models should not be applied in machines that come in contact with dry chemicals or other volatile materials. Failure to observe these precautions could cause flashing (depending on volatility) or electrical shock which could result in property damage and severe bodily injury, including death in extreme cases. All applications incorporating Lamb motors should be submitted to appropriate organizations or agencies for testing specifically related to the safety of your equipment.

AMETEK Dynamic Fluid Solutions  
www.ametekdfs.com