

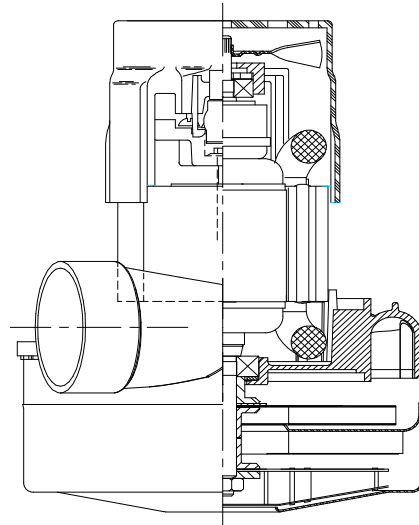


DESCRIPTION

- Two stage
- 240 volts
- 5.7"/ 145 mm diameter
- Dual ball bearings
- Single speed
- Tangential bypass discharge
- Aluminum fan end bracket
- Aluminum commutator bracket

DESIGN APPLICATION

- Equipment operating in environments requiring separation of working air from motor ventilating air
- Designed to handle clean, dry, filtered air only



SPECIAL FEATURES

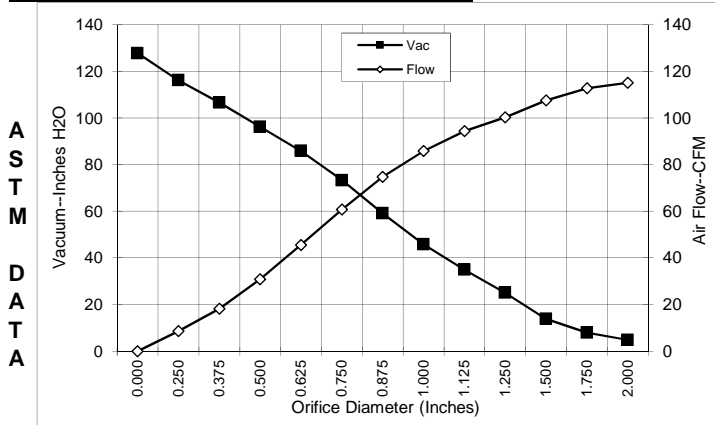
- Suitable for 240 volt AC operation, 50/60 Hz
- UL recognized, category PRGY2 (E47185)
- Provision for grounding
- Skeleton frame design
- Tapered fan system
- The Lamb vacuum motor line offers a wide range of performance levels to meet design needs

* Model -07 is built with terminals

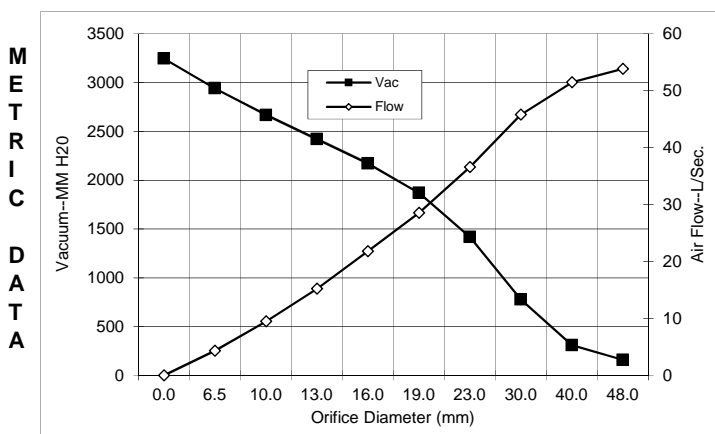


TYPICAL MOTOR PERFORMANCE.*

(At 240 volts, 60Hz, test data is corrected to standard conditions of 29.92 Hg, 68° F.)



Orifice (Inches)	Amps	Watts (In)	RPM	Vac (In.H ₂ O)	Flow (CFM)	Air Watts
2.000	7.3	1686	22,806	4.9	115.0	66
1.750	7.3	1690	22,806	8.0	112.7	107
1.500	7.3	1690	22,783	13.9	107.5	177
1.250	7.3	1687	22,793	25.1	100.2	296
1.125	7.3	1683	22,840	35.0	94.4	380
1.000	7.2	1672	22,870	45.8	85.9	462
0.875	7.1	1646	23,103	59.1	74.7	519
0.750	6.9	1585	23,513	73.3	60.8	523
0.625	6.5	1497	24,216	85.9	45.6	460
0.500	6.0	1389	25,243	96.2	30.8	348
0.375	5.5	1275	26,346	106.5	18.2	228
0.250	5.0	1163	27,606	116.2	8.7	119
0.000	4.6	1083	28,726	127.7	0.0	0



Orifice (mm)	Amps	Watts (In)	RPM	Vac (mm H ₂ O)	Flow (L/Sec)	Air Watts
48.0	7.3	1688	22806	159	53.8	84
40.0	7.3	1690	22790	308	51.5	156
30.0	7.3	1685	22819	776	45.8	342
23.0	7.2	1653	23045	1417	36.6	505
19.0	6.9	1583	23527	1868	28.6	522
16.0	6.5	1501	24188	2169	21.8	463
13.0	6.0	1400	25140	2417	15.2	359
10.0	5.5	1292	26181	2666	9.5	246
6.5	5.0	1169	27543	2939	4.3	124
0.0	4.6	1083	28726	3244	0.0	0

Note: Metric performance data is calculated from the ASTM data above.

* Data represents performance of a typical motor sampled from a large production quantity. Individual motor data may vary to normal manufacturing variations.

Test Specs:	240 Volts	Minimum Sealed Vacuum:	118"	ORIFICE: 7/8"	Minimum Vacuum:	51"	Maximum Watts:	1790
--------------------	------------------	-------------------------------	-------------	----------------------	------------------------	------------	-----------------------	-------------

