

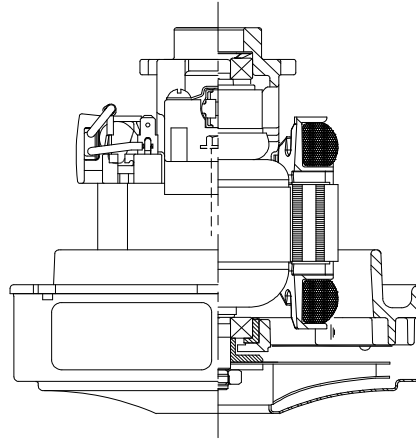


DESCRIPTION

- One stage
- 120 volts
- 5.1"/130 mm diameter
- Double ball bearings
- Single speed
- Thru-flow discharge
- Thermoset fan end bracket
- Aluminum commutator bracket

DESIGN APPLICATION

- Equipment operating in environments not requiring separation of working air from motor ventilating air
- Designed to handle clean, dry, filtered air only

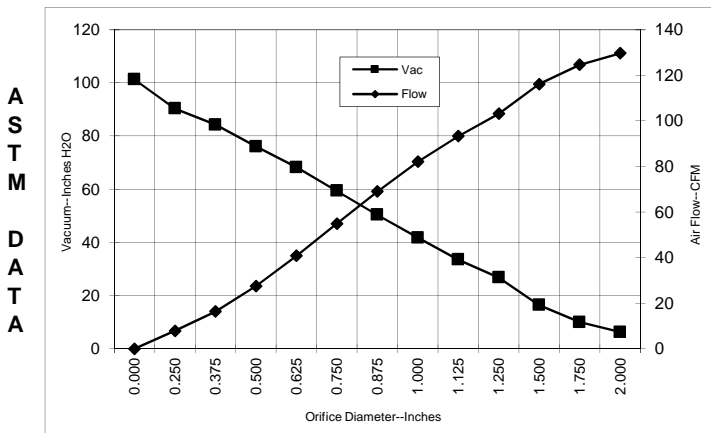


SPECIAL FEATURES

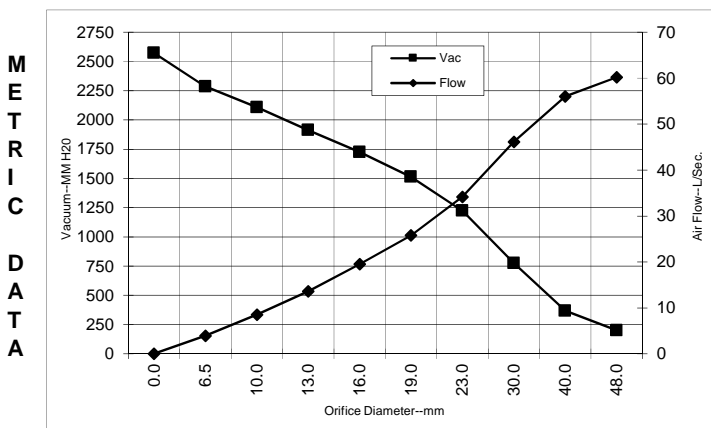
- Suitable for 120 volt AC operation, 50/ 60 Hz
- UL recognized, category PRGY2 (E47185)
- CSA certified, class 1611 01 (LR31393)
- Provision for grounding
- Skeleton-frame design
- Tapered fan system
- Thermal Protector
- The Lamb Electric vacuum motor line offers a wide range of performance levels to meet design needs

TYPICAL MOTOR PERFORMANCE.*

(At 120 volts, 60Hz, test data is corrected to standard conditions of 29.92 Hg, 68° F.)



Orifice (Inches)	Amps	Watts (In)	RPM	Vac (In.H2O)	Flow (CFM)	Air Watts
2.000	8.9	1044	31650	6.3	129.7	95
1.750	9.0	1058	31500	10.0	124.6	146
1.500	9.1	1067	31330	16.4	116.1	224
1.250	9.2	1075	31070	26.8	103.1	325
1.125	9.3	1091	31110	33.5	93.3	368
1.000	9.3	1087	31260	41.8	82.1	403
0.875	9.1	1066	31590	50.3	69.0	409
0.750	8.7	1024	32250	59.4	54.9	384
0.625	8.2	967	33140	68.3	40.8	327
0.500	7.5	890	34410	76.0	27.5	246
0.375	6.8	808	36360	84.2	16.3	162
0.250	6.2	739	38140	90.3	7.8	83
0.000	5.8	690	40180	101.3	0.0	0



Orifice (mm)	Amps	Watts (In)	RPM	Vac (mm H2O)	Flow (L/Sec)	Air Watts
48.0	9.0	1050	31584	200	60.2	118
40.0	9.1	1064	31381	367	56.0	201
30.0	9.3	1084	31092	774	46.1	348
23.0	9.1	1071	31508	1224	34.1	407
19.0	8.7	1023	32268	1513	25.8	382
16.0	8.2	969	33104	1725	19.5	330
13.0	7.6	898	34283	1911	13.6	254
10.0	6.9	820	36068	2108	8.5	175
6.5	6.3	742	38051	2286	3.9	87
0.0	5.8	690	40180	2572	0.0	0

Note: Metric performance data is calculated from the ASTM data above.

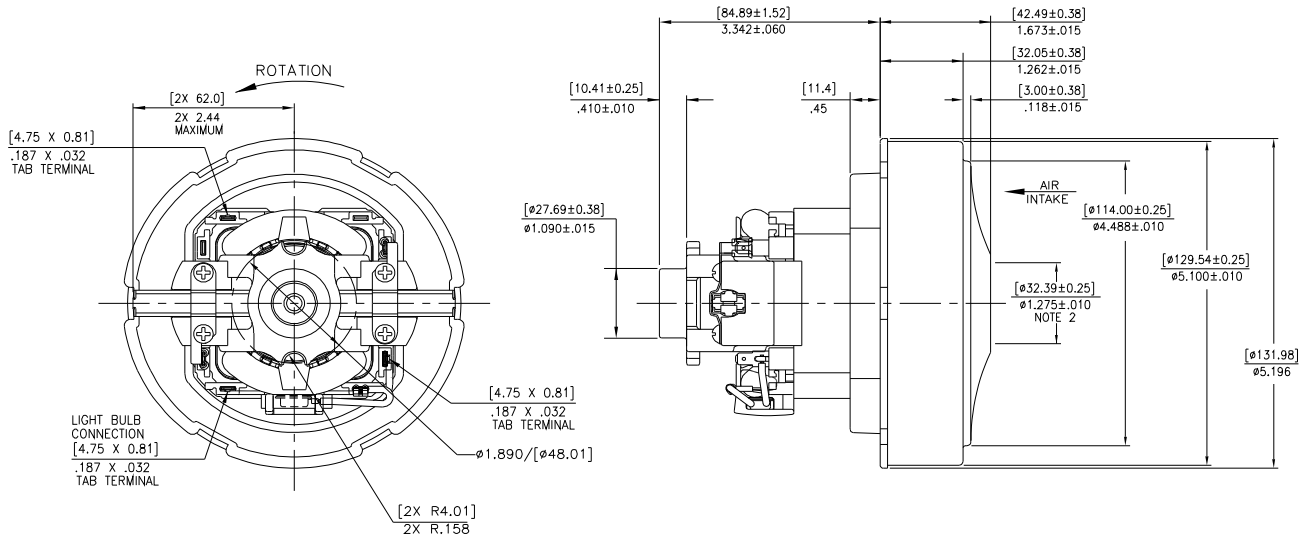
* Data represents performance of a typical motor sampled from a large production quantity. Individual motor data may vary due to normal manufacturing variations.

Test Specs:	120 volts	Minimum Sealed Vacuum:	92"	ORIFICE:	7/8 "	Minimum Vacuum:	46"	Maximum Watts:	1100
--------------------	-----------	-------------------------------	-----	-----------------	-------	------------------------	-----	-----------------------	------

DIMENSIONS

NOTES:

1. MODEL NUMBER, DATE OF MANUFACTURE, UL & CSA RECOGNITION CODE, CUSTOMER PART NUMBER, INSPECTOR CODE, MANUFACTURER NAME, OBB ARM 02F FLD, VOLTAGE, AND FREQUENCY TO APPEAR ON ASSEMBLY.
2. MOUNTING MUST NOT RESTRICT THIS DIAMETER.



IMPORTANT NOTE: Pictorial and dimensional data are subject to change without notice. Contact factory for current revision levels.

WARNING - AMETEK Lamb Electric thru-flow vacuum motors must never be used in applications in which wet or moist conditions are involved, where dry chemicals or other volatile materials are present, or where airflow may be restricted or blocked. Such motors are designed to permit the vacuumed air to pass over the electrical winding to cool it. Thus any foam, liquid (including water), dry chemical, or other foreign substance coming in contact with electrical conductors could cause combustion (depending on volatility) or electrical shock. Failure to observe these precautions could result in property damage and severe personal injury, including death in extreme cases. All applications incorporating Lamb Electric motors should be submitted to Underwriters Laboratories Inc. or other appropriate organizations or agencies for testing specifically related to the safety of your equipment.

AMETEK Dynamic Fluid Solutions
www.ametekdfs.com