



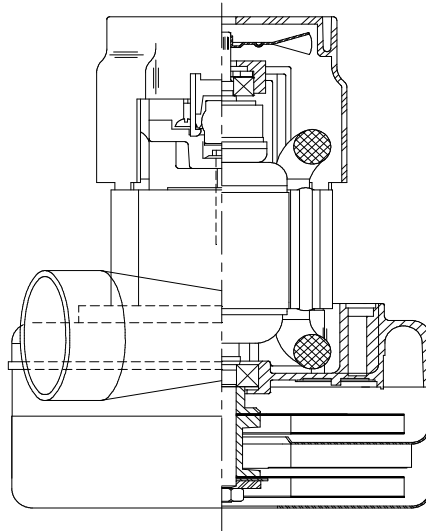
**Model: 117795-00**

**DESCRIPTION**

- Two stage
- 120 volts
- 5.7"/145 mm diameter
- Double ball bearings
- Single speed
- Tangential bypass discharge
- Aluminum fan end bracket
- Aluminum commutator bracket

**DESIGN APPLICATION**

- Equipment operating in environments requiring separation of working air from motor ventilating air
- Designed to handle clean, dry, filtered air only

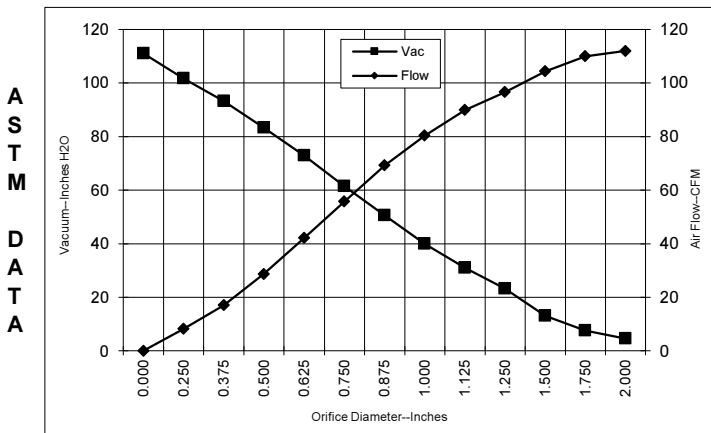


**SPECIAL FEATURES**

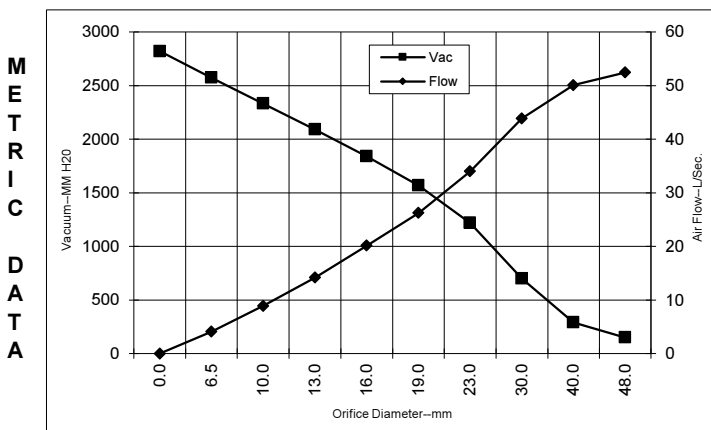
- Suitable for 120 volt AC operation 50/60 Hz
- UL recognized, category PRGY2 (E47185)
- CSA certified, class 1611 01 (LR31393)
- Provision for grounding
- Skeleton-frame design
- Non-loading fans
- 10 mm shaft and bearing system
- Aluminum fan end bracket designed to dampen vibration and improve durability
- The Lamb Electric vacuum motor line offers a wide range of performance levels to meet design needs

**TYPICAL MOTOR PERFORMANCE.\***

(At 120 volts, 60Hz, test data is corrected to standard conditions of 29.92 Hg, 68° F.)



Orifice (Inches)	Amps	Watts (In)	RPM	Vac (In.H2O)	Flow (CFM)	Air Watts
2.000	13.6	1544	20860	4.6	111.9	61
1.750	13.6	1548	20915	7.6	110.0	99
1.500	13.6	1546	20913	13.1	104.4	161
1.250	13.5	1538	20976	23.3	96.6	265
1.125	13.4	1522	21063	31.0	89.9	327
1.000	13.1	1488	21206	40.0	80.4	378
0.875	12.7	1447	21575	50.6	69.2	412
0.750	12.0	1377	22085	61.5	55.8	403
0.625	11.1	1273	22816	72.9	42.1	361
0.500	10.1	1162	23743	83.3	28.7	281
0.375	9.1	1059	24805	93.3	17.1	187
0.250	8.3	969	25771	101.7	8.2	98
0.000	7.7	898	27296	111.0	0.0	0



Orifice (mm)	Amps	Watts (In)	RPM	Vac (mm H2O)	Flow (L/Sec)	Air Watts
48.0	13.6	1546	20884	151	52.4	78
40.0	13.6	1547	20914	291	50.1	142
30.0	13.4	1529	21024	699	43.9	299
23.0	12.8	1457	21483	1218	34.0	404
19.0	12.0	1375	22100	1568	26.2	402
16.0	11.1	1277	22787	1840	20.1	363
13.0	10.2	1173	23650	2089	14.2	289
10.0	9.3	1074	24646	2332	8.9	201
6.5	8.3	974	25723	2573	4.1	102
0.0	7.7	898	27296	2819	0.0	0

Note: Metric performance data is calculated from the ASTM data above.

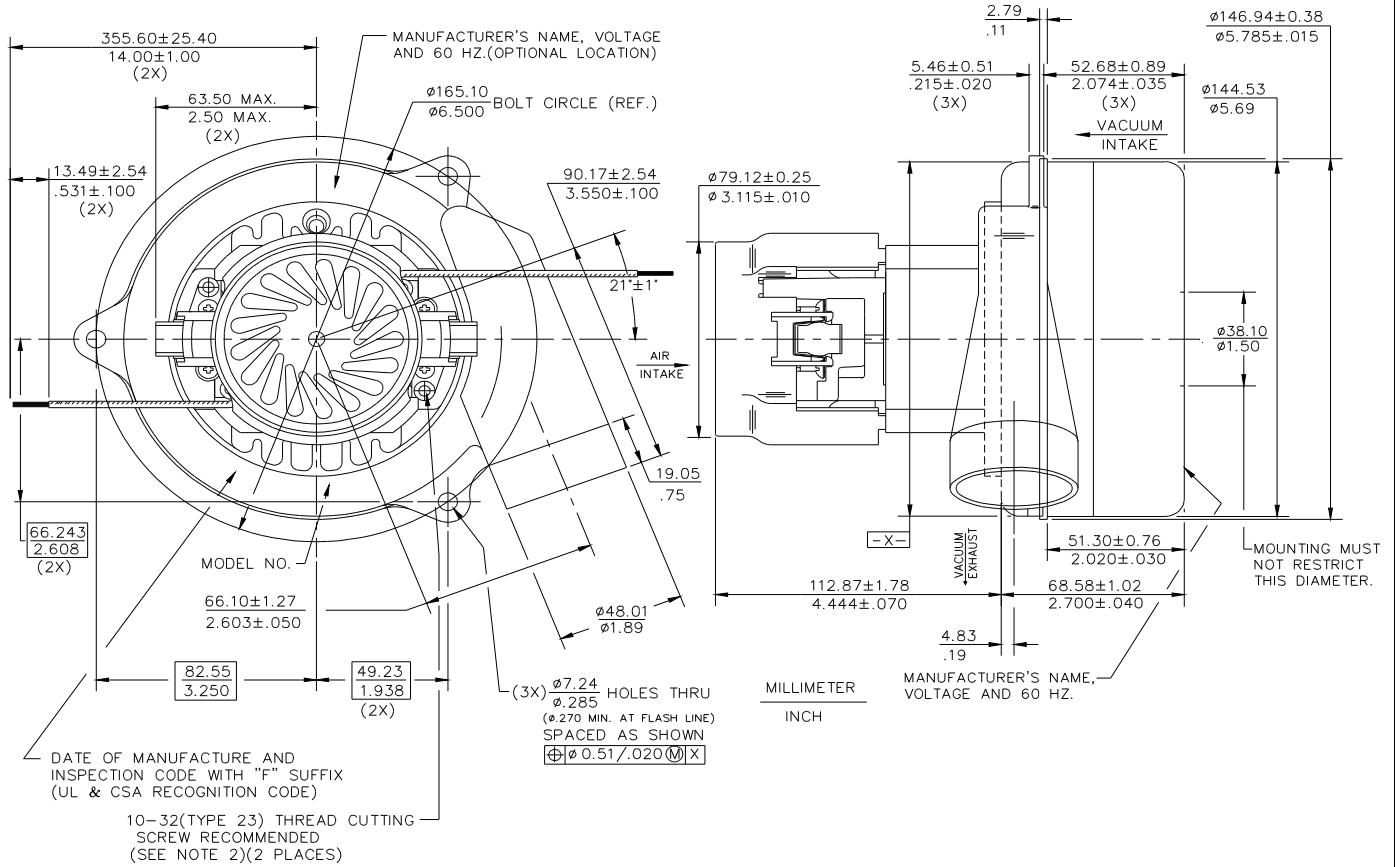
\* Data represents performance of a typical motor sampled from a large production quantity. Individual motor data may vary due to normal manufacturing variations.

<b>Test Specs:</b>	120 volts	<b>Minimum Sealed Vacuum:</b>	101.0"	<b>ORIFICE:</b>	7/8 "	<b>Minimum Vacuum:</b>	43.0"	<b>Maximum Watts:</b>	1600
--------------------	-----------	-------------------------------	--------	-----------------	-------	------------------------	-------	-----------------------	------

DIMENSIONS

NOTES:

1. LEADS: 18 GA. STRANDED, LEADS CAN BE ANY COLOR EXCEPT GREEN OR GREEN WITH YELLOW STRIPE.
2. GROUNDING OR EARTHING PROVISIONS: USE HOLES AS INDICATED FOR GROUNDING OR EARTHING. REFER TO APPROPRIATE LISTING OR REGULATORY AGENCY FOR PROPER METHOD OF GROUNDING OR EARTHING.



**IMPORTANT NOTE:** Pictorial and dimensional data are subject to change without notice. Contact factory for current revision levels.

**WARNING** - When using AMETEK Lamb Electric bypass motors in machines that come in contact with foam, liquid (including water), or other foreign substances, the machine must be designed and constructed to prevent those substances from reaching the fan system, motor housing, and electrical components. Lamb Electric vacuum motors other than hazardous duty models should not be applied in machines that come in contact with dry chemicals or other volatile materials. Failure to observe these precautions could cause flashing (depending on volatility) or electrical shock which could result in property damage and severe bodily injury, including death in extreme cases. All applications incorporating Lamb Electric motors should be submitted to appropriate organizations or agencies for testing specifically related to the safety of your equipment.

**AMETEK Dynamic Fluid Solutions**  
[www.ametekdfs.com](http://www.ametekdfs.com)