

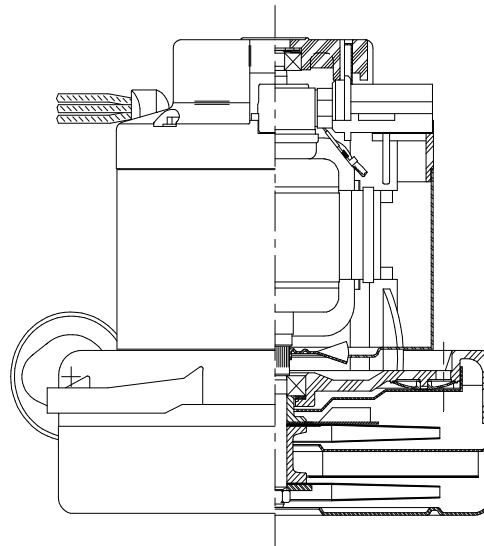


**DESCRIPTION**

- Two stage
- 120 volts
- 7.2"/183 mm diameter
- Double ball bearings
- Single speed
- Tangential bypass discharge
- Thermoset fan end bracket
- Thermoset commutator bracket

**DESIGN APPLICATION**

- Equipment operating in environments requiring separation of working air from motor ventilating air.
- Designed to handle clean, dry, filtered air only.



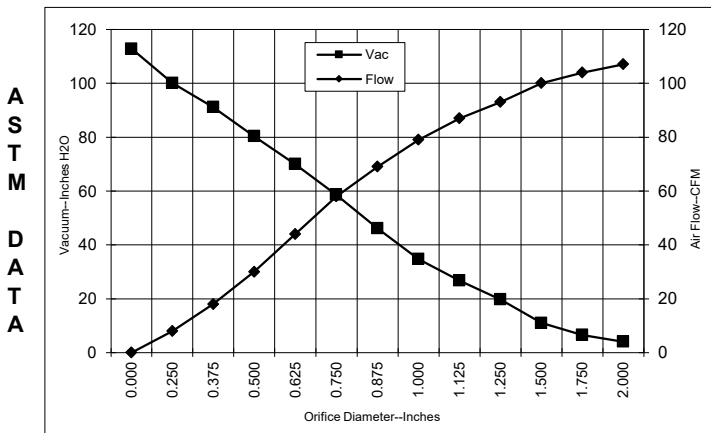
**SPECIAL FEATURES**

- Suitable for 120 volt AC operation, 50/ 60 Hz
- UL recognized, category PRGY2 (E47185)
- CSA certified, class 1611 01 (LR31393)
- Provision for grounding
- 10 mm shaft and bearing system
- patented air seal bearing construction, U.S. Patent #4,088,424 and epoxy paint fan case
- Same as 117465-13 except Reverse Flow cooling fan.

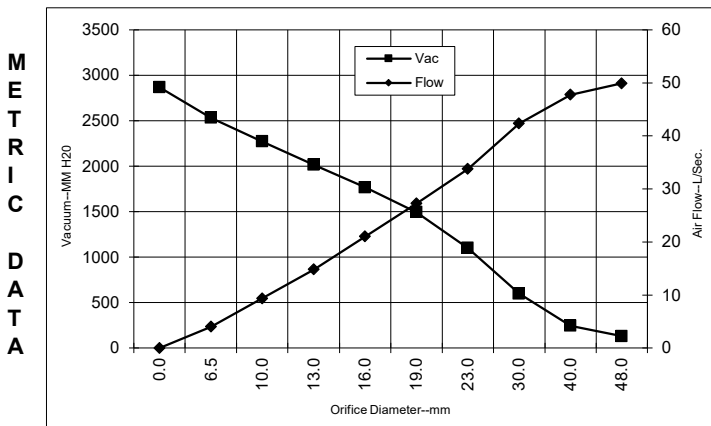
**The Lamb Electric vacuum motor line offers a wide range of performance levels to meet design needs**

**TYPICAL MOTOR PERFORMANCE.\***

(At 120 volts, 60Hz, test data is corrected to standard conditions of 29.92 Hg, 68° F.)



Orifice (Inches)	Amps	Watts (In)	RPM	Vac (In.H2O)	Flow (CFM)	Air Watts
2.000	11.7	1347	18725	4.0	107.0	50
1.750	11.7	1347	18725	6.5	104.0	80
1.500	11.8	1351	18700	11.0	100.0	129
1.250	11.7	1351	18675	19.7	93.0	214
1.125	11.7	1348	18700	26.7	87.0	273
1.000	11.7	1341	18788	34.7	79.0	320
0.875	11.5	1331	18900	46.1	69.0	375
0.750	11.3	1310	19150	58.6	58.0	396
0.625	10.7	1239	19725	70.0	44.0	359
0.500	9.9	1162	20513	80.3	30.0	282
0.375	9.2	1063	21525	91.1	18.0	192
0.250	8.1	971	23000	100.1	8.0	98
0.000	7.4	873	23613	112.8	0.0	0



Orifice (mm)	Amps	Watts (In)	RPM	Vac (mm H2O)	Flow (L/Sec)	Air Watts
48.0	11.7	1347	18725	130	49.9	63
40.0	11.8	1350	18708	245	47.8	114
30.0	11.7	1349	18689	598	42.3	246
23.0	11.6	1334	18872	1099	33.7	361
19.0	11.3	1309	19162	1494	27.2	395
16.0	10.7	1242	19702	1766	21.0	360
13.0	10.0	1170	20434	2013	14.8	290
10.0	9.3	1078	21373	2273	9.3	206
6.5	8.2	976	22926	2531	4.0	103
0.0	7.4	873	23613	2865	0.0	0

Note: Metric performance data is calculated from the ASTM data above.

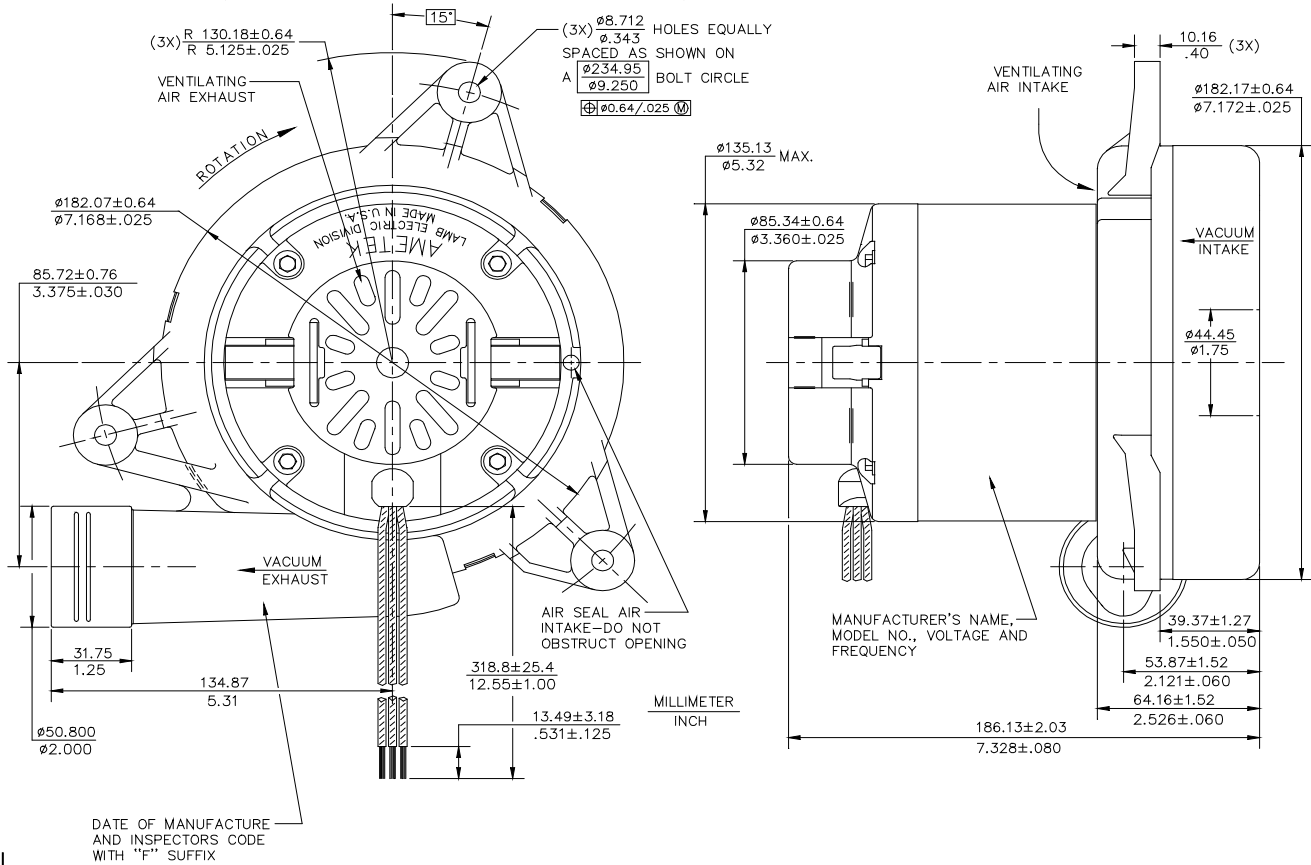
\* Data represents performance of a typical motor sampled from a large production quantity. Individual motor data may vary due to normal manufacturing variations.

<b>Test Specs:</b>	<b>120 volts</b>	<b>Minimum Sealed Vacuum:</b>	<b>109.0"</b>	<b>ORIFICE:</b>	<b>7/8"</b>	<b>Minimum Vacuum:</b>	<b>44.0"</b>	<b>Maximum Watts:</b>	<b>1485</b>
--------------------	------------------	-------------------------------	---------------	-----------------	-------------	------------------------	--------------	-----------------------	-------------

DIMENSIONS

NOTES:

1. LEADS: 16GA. STRANDED, ONE BLACK AND ONE WHITE. GROUND LEAD: 18GA. STRANDED; COLOR GREEN WITH YELLOW STRIPE.



**IMPORTANT NOTE:** Pictorial and dimensional data are subject to change without notice. Contact factory for current revision levels.

**WARNING** - When using AMETEK Lamb Electric bypass motors in machines that come in contact with foam, liquid (including water), or other foreign substances, the machine must be designed and constructed to prevent those substances from reaching the fan system, motor housing, and electrical components. Lamb Electric vacuum motors other than hazardous duty models should not be applied in machines that come in contact with dry chemicals or other volatile materials. Failure to observe these precautions could cause flashing (depending on volatility) or electrical shock which could result in property damage and severe bodily injury, including death in extreme cases. All applications incorporating Lamb Electric motors should be submitted to appropriate organizations or agencies for testing specifically related to the safety of your equipment.

**AMETEK Dynamic Fluid Solutions**  
 100 East Erie St. Suite 200  
 Kent, OH USA 44240  
[AMETEKDFS.com](http://AMETEKDFS.com)