



**LAMB ELECTRIC**

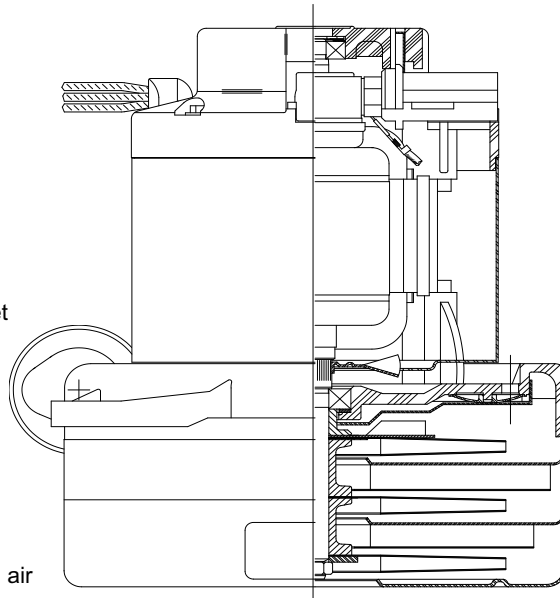
**Model: 117407-13**

**DESCRIPTION**

- Three stage
- 100 volts
- 7.2"/183 mm
- Double ball bearing construction
- Single speed
- Tangential bypass discharge
- Thermoset fan end bracket
- Thermoset plastic commutator bracket

**DESIGN APPLICATION**

- Equipment operating in environments requiring separation of working air from motor ventilating air
- Designed to handle clean, dry, filtered air only



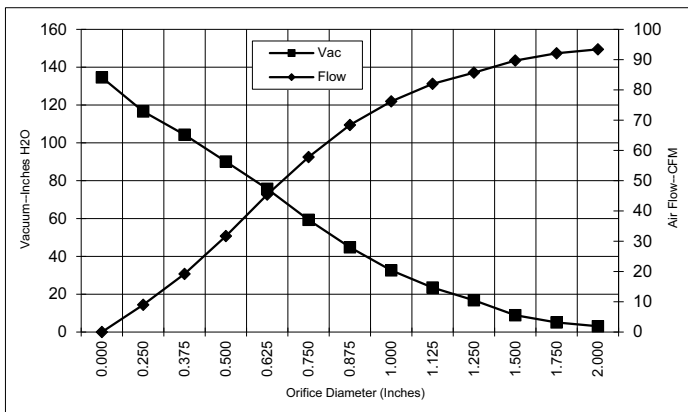
**SPECIAL FEATURES**

- Suitable for 100 volt operation, 50 or 60 Hz
- UL Recognized, category PRGY2 (E47185)
- CSA Certified, class 1611 01 (LR31393)
- Provision for grounding
- 10 mm shaft and bearing system
- Patented air seal bearing construction, U.S. Patent #4,088,424 and epoxy painted fan case
- The Lamb Electric vacuum motor line offers a wide range of performance levels to meet design needs

**TYPICAL MOTOR PERFORMANCE.\***

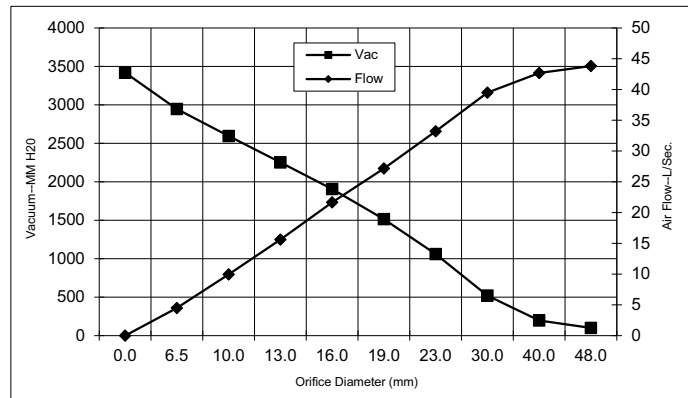
(At 120 volts, 60Hz, test data is corrected to standard conditions of 29.92 Hg, 68° F.)

**ASTM DATA**



Orifice (Inches)	Amps	Watts (In)	RPM	Vac (In.H <sub>2</sub> O)	Flow (CFM)	Air Watts
2.000	14.5	1346	16966	3.1	93.4	34
1.750	14.5	1348	16930	5.1	92.1	55
1.500	14.5	1348	16893	8.9	89.7	94
1.250	14.6	1354	16873	16.8	85.7	170
1.125	14.6	1354	16826	23.5	82.0	227
1.000	14.7	1358	16826	32.6	76.2	292
0.875	14.6	1351	16873	44.8	68.4	360
0.750	14.4	1332	17040	59.3	57.8	402
0.625	13.8	1281	17433	75.7	45.4	404
0.500	12.8	1197	18160	90.1	31.7	335
0.375	11.6	1096	19170	104.3	19.2	235
0.250	10.3	982	20280	116.6	9.0	123
0.000	9.0	861	21623	134.6	0.0	0

**METRIC DATA**



Orifice (mm)	Amps	Watts (In)	RPM	Vac (mm H <sub>2</sub> O)	Flow (L/Sec)	Air Watts
48.0	14.5	1347	16950	100	43.8	43
40.0	14.5	1348	16904	197	42.7	82
30.0	14.6	1354	16847	520	39.5	201
23.0	14.6	1353	16861	1060	33.2	343
19.0	14.3	1331	17048	1515	27.2	402
16.0	13.8	1283	17417	1906	21.7	404
13.0	12.9	1205	18087	2252	15.6	342
10.0	11.8	1111	19019	2595	9.9	250
6.5	10.4	988	20225	2946	4.5	129
0.0	9.0	861	21623	3419	0.0	0

Note: Metric performance data is calculated from the ASTM data above.

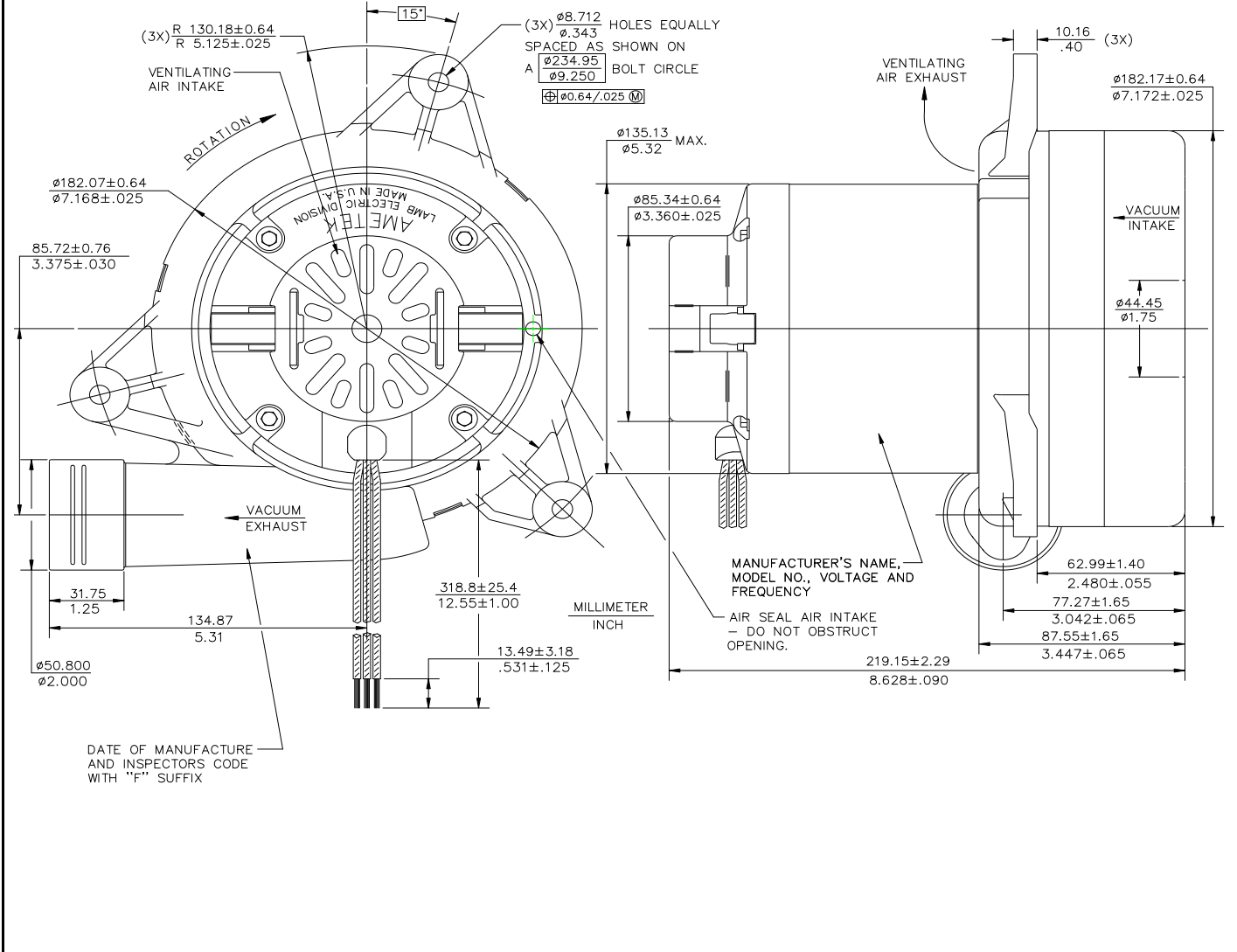
\* Data represents performance of a typical motor sampled from a large production quantity. Individual motor data may vary due to normal manufacturing variations.

Test Specs: 120 volts Minimum Sealed Vacuum: 130.0" ORIFICE: 7/8" Minimum Vacuum: 42.0" Maximum Watts: 1600

**DIMENSIONS**

NOTES:

1. LEADS: 16GA. STRANDED, ONE BLACK AND ONE WHITE. GROUND LEAD: 18GA. STRANDED; COLOR GREEN WITH YELLOW STRIPE.



**IMPORTANT NOTE:** Pictorial and dimensional data are subject to change without notice. Contact factory for current revision levels.

**WARNING** - When using AMETEK/Lamb Electric bypass motors in machines that come in contact with foam, liquid (including water), or other foreign substances, the machine must be designed and constructed to prevent those substances from reaching the fan system, motor housing, and electrical components. Lamb Electric vacuum motors other than hazardous duty models should not be applied in machines that come in contact with dry chemicals or other volatile materials. Failure to observe these precautions could cause flashing (depending on volatility) or electrical shock which could result in property damage and severe bodily injury, including death in extreme cases. All applications incorporating Lamb Electric motors should be submitted to appropriate organizations or agencies for testing specifically related to the safety of your equipment.

**AMETEK/Lamb Electric Division**  
 627 Lake Street  
 Kent, Ohio 44240  
 U.S.A.  
 Tel: (330) 673-3451 Fax: (330) 673-8994  
 www.lambelectric.com

Revised: June, 2008