



LAMB ELECTRIC

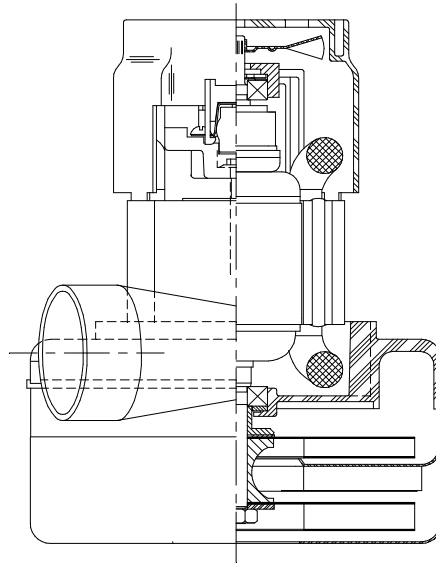
Model: 117275-11

DESCRIPTION

- Two stage
- 230 volts
- 5.7"/145 mm diameter
- Double ball bearings
- Single speed
- Tangential bypass discharge
- Thermoset fan end bracket
- Aluminum commutator bracket

DESIGN APPLICATION

- Equipment operating in environments requiring separation of working air from motor ventilating air
- Designed to handle clean, dry, filtered air only



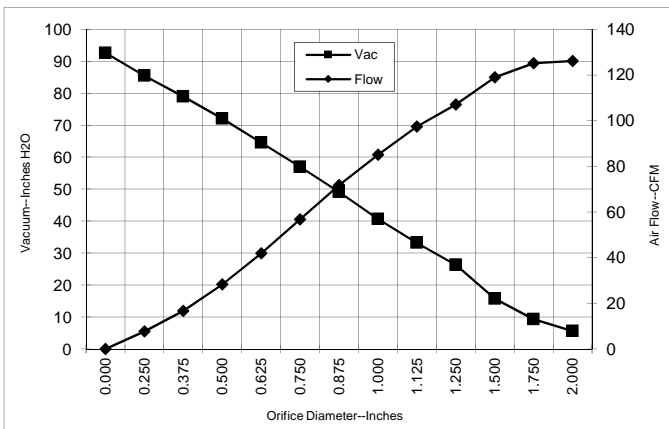
SPECIAL FEATURES

- Suitable for 230 volt AC operation, 50/60 Hz
- UL recognized, category PRGY2 (E471855)
- Provision for grounding
- Skeleton-frame design
- The Lamb Electric vacuum motor line offers a wide range of performance levels to meet design needs.
- The 117275-11 has improved interrupter brushes

TYPICAL MOTOR PERFORMANCE.*

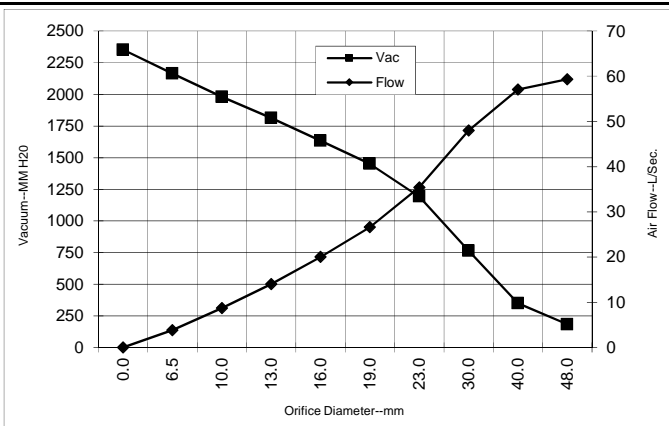
(At 230 volts, 60Hz, test data is corrected to standard conditions of 29.92 Hg, 68° F.)

ASTM DATA



Orifice (Inches)	Amps	Watts (In)	RPM	Vac (In.H ₂ O)	Flow (CFM)	Air Watts
2.000	5.9	1263	18458	5.6	126.1	83
1.750	5.9	1268	18394	9.3	125.1	137
1.500	5.9	1272	18340	15.7	119.0	219
1.250	6.0	1275	18308	26.3	107.0	330
1.125	5.9	1263	18401	33.2	97.4	380
1.000	5.8	1235	18628	40.6	85.1	406
0.875	5.6	1198	18871	49.1	71.7	414
0.750	5.3	1135	19165	57.0	56.7	379
0.625	4.9	1059	20224	64.6	41.9	318
0.500	4.5	979	21101	72.1	28.3	240
0.375	4.2	913	21939	79.0	16.7	155
0.250	3.9	859	22653	85.5	7.7	77
0.000	3.7	822	23210	92.6	0.0	0

METRIC DATA



Orifice (mm)	Amps	Watts (In)	RPM	Vac (mm H ₂ O)	Flow (L/Sec)	Air Watts
48.0	5.9	1265	18430	184	59.3	107
40.0	5.9	1271	18356	350	57.0	194
30.0	5.9	1268	18359	764	48.0	358
23.0	5.7	1207	18810	1193	35.4	412
19.0	5.3	1133	19186	1452	26.6	378
16.0	4.9	1062	20182	1633	20.1	320
13.0	4.5	987	21013	1812	14.0	248
10.0	4.2	923	21813	1980	8.7	168
6.5	3.9	862	22617	2163	3.8	81
0.0	3.7	822	23210	2352	0.0	0

Note: Metric performance data is calculated from the ASTM data above.

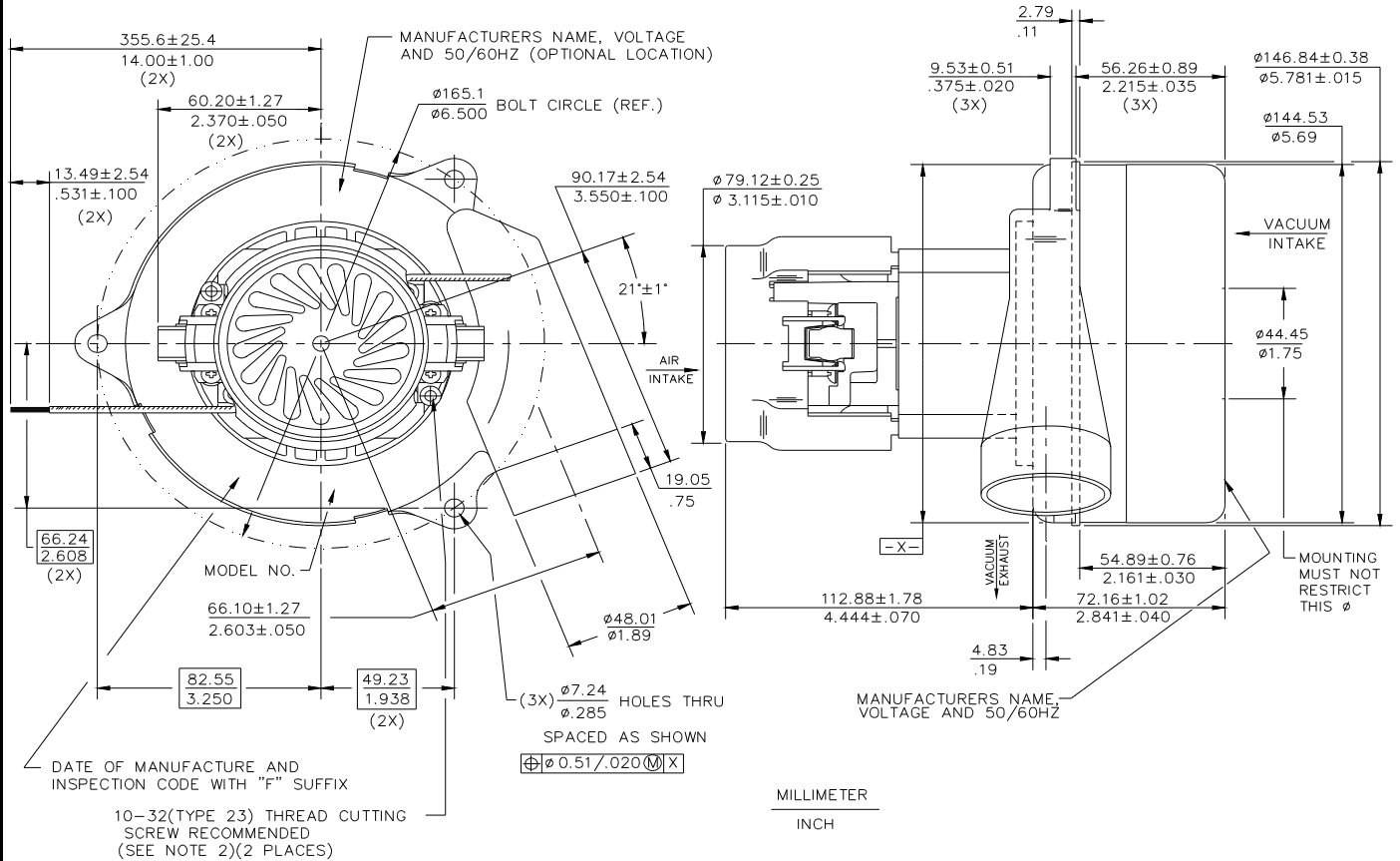
* Data represents performance of a typical motor sampled from a large production quantity. Individual motor data may vary due to normal manufacturing variations.

Test Specs:	230 volts	Minimum Sealed Vacuum:	89.0"	ORIFICE:	13mm	Minimum Vacuum:	65.0"	Maximum Watts:	1150
--------------------	-----------	-------------------------------	-------	-----------------	------	------------------------	-------	-----------------------	------

DIMENSIONS

NOTES:

1. LEADS: 18GA STRANDED, LEADS CAN BE ANY COLOR EXCEPT GREEN OR GREEN WITH YELLOW STRIPE.
2. GROUNDING OR EARTHING PROVISIONS: USE HOLES AS INDICATED FOR GROUNDING OR EARTHING. REFER TO APPROPRIATE LISTING OR REGULATORY AGENCY FOR PROPER METHOD OF GROUNDING OR EARTHING.



IMPORTANT NOTE: Pictorial and dimensional data are subject to change without notice. Contact factory for current revision levels.

WARNING - When using AMETEK Lamb Electric bypass motors in machines that come in contact with foam, liquid (including water), or other foreign substances, the machine must be designed and constructed to prevent those substances from reaching the fan system, motor housing, and electrical components. Lamb Electric vacuum motors other than hazardous duty models should not be applied in machines that come in contact with dry chemicals or other volatile materials. Failure to observe these precautions could cause flashing (depending on volatility) or electrical shock which could result in property damage and severe bodily injury, including death in extreme cases. All applications incorporating Lamb Electric motors should be submitted to appropriate organizations or agencies for testing specifically related to the safety of your equipment.

AMETEK/Floorcare & Specialty Motors
www.ametekfsm.com