



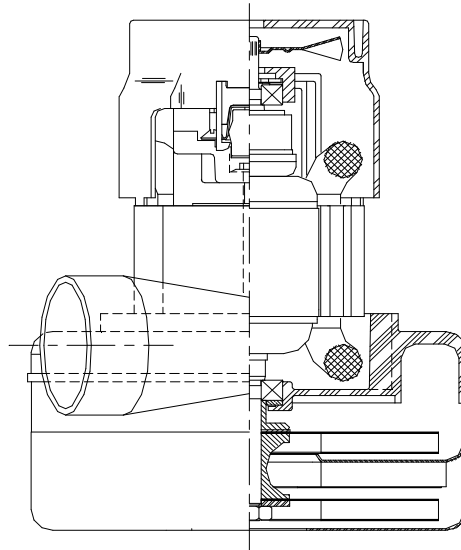
SPECIAL FEATURES

- Suitable for 220 volt AC operation, 50/60 Hz
- UL recognized, category PRGY2 (E47185)
- CSA certified, class 1611 01 (LR31393)
- Provision for grounding
- Skeleton-frame design
- The Lamb Electric vacuum motor line offers a wide range of performance levels to meet design needs.

***Model 116594-13 features epoxy painted fan case, irridited fans, and patented air seal bearing protection; U.S Patent #4,088,424**

DESCRIPTION

- Two stage
- 220 volt
- 5.7"/145 mm diameter
- Double ball bearings
- Single speed
- Tangential bypass discharge
- Thermoset fan end bracket
- Aluminum commutator bracket

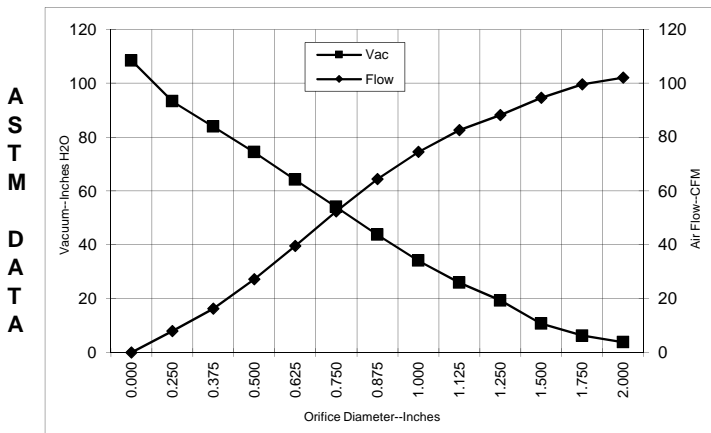


DESIGN APPLICATION

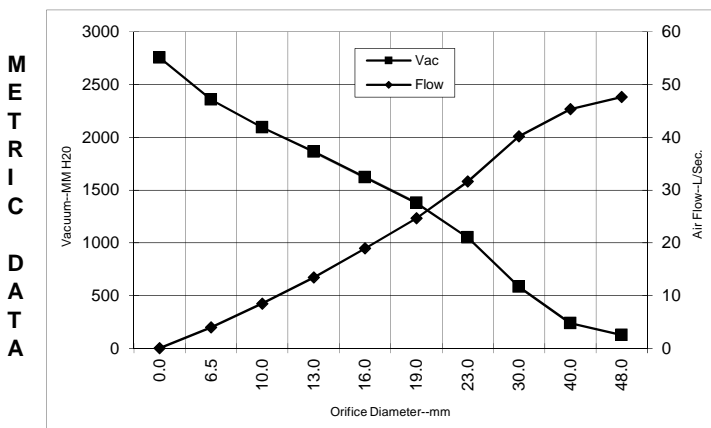
- Equipment operating in environments requiring separation of working air from motor ventilating air.
- Designed to handle clean, dry, filtered air only.

TYPICAL MOTOR PERFORMANCE.*

(At 220 volts, 60Hz, test data is corrected to standard conditions of 29.92 Hg, 68° F.)



Orifice (Inches)	Amps	Watts (In)	RPM	Vac (In.H ₂ O)	Flow (CFM)	Air Watts
2.000	5.9	1245	19660	3.8	102.0	46
1.750	6.0	1251	19630	6.2	99.5	73
1.500	6.0	1254	19570	10.7	94.6	119
1.250	6.0	1258	19490	19.3	88.2	200
1.125	6.0	1248	19500	25.9	82.5	252
1.000	5.9	1243	19580	34.2	74.5	299
0.875	5.8	1219	19830	43.7	64.4	331
0.750	5.6	1171	20280	54.0	52.5	333
0.625	5.3	1102	20990	64.2	39.6	299
0.500	4.8	1017	21870	74.4	27.2	238
0.375	4.4	936	22910	83.9	16.3	161
0.250	4.0	857	24090	93.3	8.0	87
0.000	3.7	795	25190	108.4	0.0	0



Orifice (mm)	Amps	Watts (In)	RPM	Vac (mm H ₂ O)	Flow (L/Sec)	Air Watts
48.0	5.9	1248	19647	124	47.6	58
40.0	6.0	1253	19588	238	45.3	105
30.0	6.0	1253	19496	583	40.1	229
23.0	5.9	1225	19768	1050	31.6	323
19.0	5.6	1170	20294	1377	24.6	332
16.0	5.3	1105	20962	1620	18.9	300
13.0	4.9	1026	21782	1863	13.4	244
10.0	4.5	948	22754	2094	8.5	173
6.5	4.1	861	24031	2357	3.9	91
0.0	3.7	795	25190	2754	0.0	0

Note: Metric performance data is calculated from the ASTM data above.

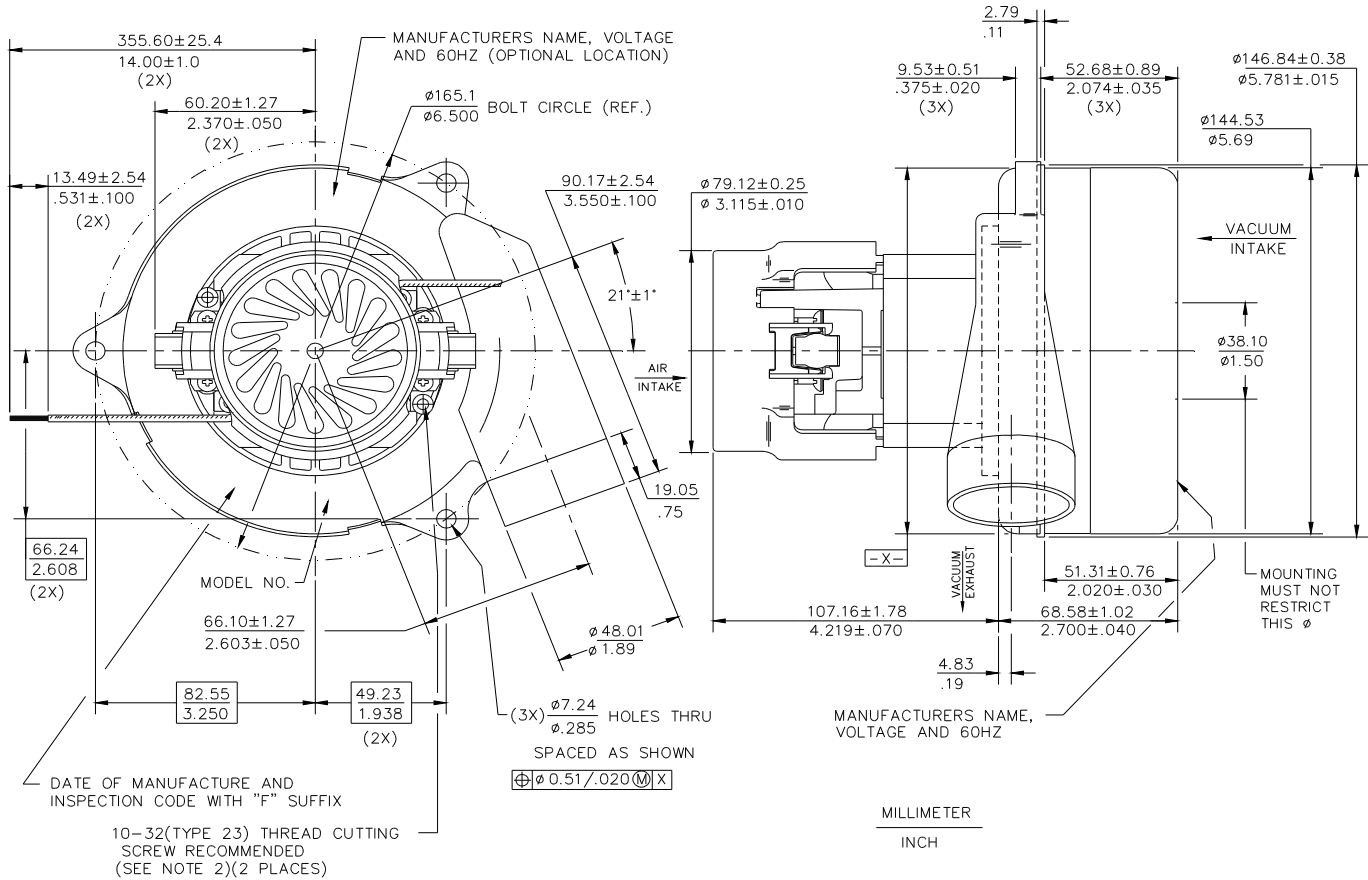
* Data represents performance of a typical motor sampled from a large production quantity. Individual motor data may vary due to normal manufacturing variations.

Test Specs:	220v	Minimum Sealed Vacuum:	99.0"	ORIFICE:	1/2 "	Minimum Vacuum:	67.0"	Maximum Watts:	1400
--------------------	------	-------------------------------	-------	-----------------	-------	------------------------	-------	-----------------------	------

DIMENSIONS

NOTES:

1. LEADS: 18GA STRANDED, LEADS CAN BE ANY COLOR EXCEPT GREEN OR GREEN WITH YELLOW STRIPE.
2. GROUNDING OR EARTHING PROVISIONS: USE HOLES AS INDICATED FOR GROUNDING OR EARTHING. REFER TO APPROPRIATE LISTING OR REGULATORY AGENCY FOR PROPER METHOD OF GROUNDING OR EARTHING.



IMPORTANT NOTE: Pictorial and dimensional data are subject to change without notice. Contact factory for current revision levels.

WARNING - When using AMETEK Lamb Electric bypass motors in machines that come in contact with foam, liquid (including water), or other foreign substances, the machine must be designed and constructed to prevent those substances from reaching the fan system, motor housing, and electrical components. Lamb Electric vacuum motors other than hazardous duty models should not be applied in machines that come in contact with dry chemicals or other volatile materials. Failure to observe these precautions could cause flashing (depending on volatility) or electrical shock which could result in property damage and severe bodily injury, including death in extreme cases. All applications incorporating Lamb Electric motors should be submitted to appropriate organizations or agencies for testing specifically related to the safety of your equipment.

AMETEK/Floorcare & Specialty Motors
www.ametekfsm.com