



AMETEK

LAMB ELECTRIC

Product Bulletin

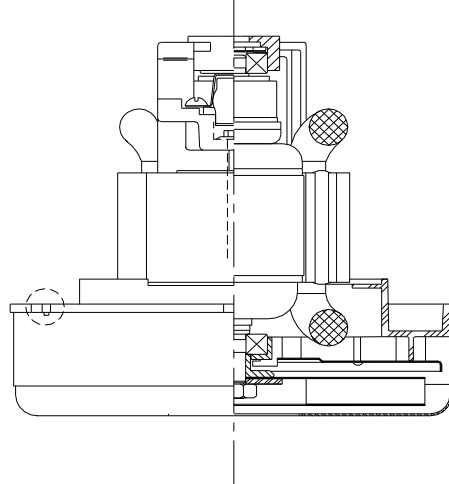
Model: 116579-00

DESCRIPTION

- Single stage
- 120 volts
- 5.7" (145mm) mm diameter
- Double ball bearings
- Single speed
- Thru-flow discharge
- Thermoset fan end bracket
- Aluminum commutator bracket

DESIGN APPLICATION

- Equipment operating in environments not requiring separation of working air from motor ventilating air
- Designed to handle clean, dry, filtered air only

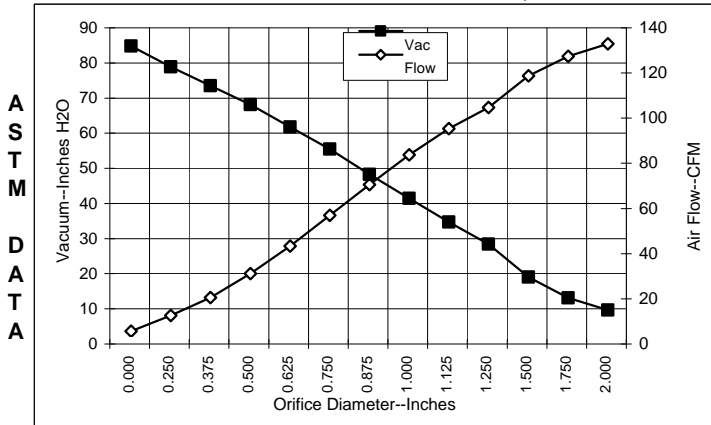


SPECIAL FEATURES

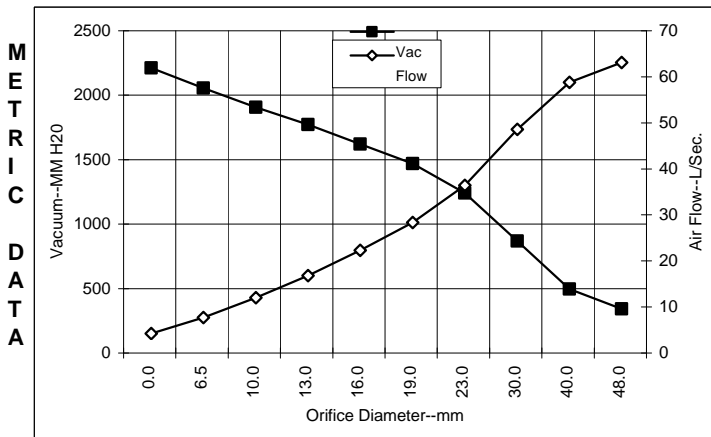
- Suitable for 120 volt AC operation, 50/60 Hz
- UL recognized, category PRGY2 (E47185)
- Provision for grounding
- Skeleton frame design
- The Lamb vacuum motor line offers a wide range of performance levels to meet design needs

TYPICAL MOTOR PERFORMANCE.*

(At 120 volts, 60Hz, test data is corrected to standard conditions of 29.92 Hg, 68° F.)



Orifice (Inches)	Amps	Watts (In)	RPM	Vac (In.H ₂ O)	Flow (CFM)	Air Watts
2.000	9.5	1106	23433	6.0	127.2	90
1.750	9.5	1098	23467	9.5	121.7	136
1.500	9.4	1085	23620	15.4	113.0	205
1.250	9.1	1061	23937	24.8	99.1	289
1.125	8.9	1039	24270	31.1	89.7	328
1.000	8.6	1006	24660	37.8	78.1	193
0.875	8.2	962	25187	44.6	64.9	341
0.750	7.8	916	26017	51.8	51.3	313
0.625	7.2	849	26880	58.1	37.7	258
0.500	6.6	778	27977	64.5	25.4	193
0.375	6.1	726	29267	69.9	14.9	123
0.250	5.6	668	30537	75.3	6.9	61
0.000	5.3	630	31297	81.2		



Orifice (mm)	Amps	Watts (In)	RPM	Vac (mm H ₂ O)	Flow (L/Sec)	Air Watts
48.0	9.5	1102	23448	191	58.9	110
40.0	9.4	1089	23574	346	54.6	184
30.0	9.0	1049	24120	717	44.3	310
23.0	8.3	973	25055	1090	32.2	304
19.0	7.8	914	26034	1319	24.1	312
16.0	7.2	851	26845	1470	18.1	260
13.0	6.7	785	27867	1622	12.6	199
10.0	6.2	734	29073	1754	7.8	133
6.5	5.7	671	30473	1905	3.4	64
0.0	5.3	630	31297	2062	0.0	0

Note: Metric performance data is calculated from the ASTM data above.

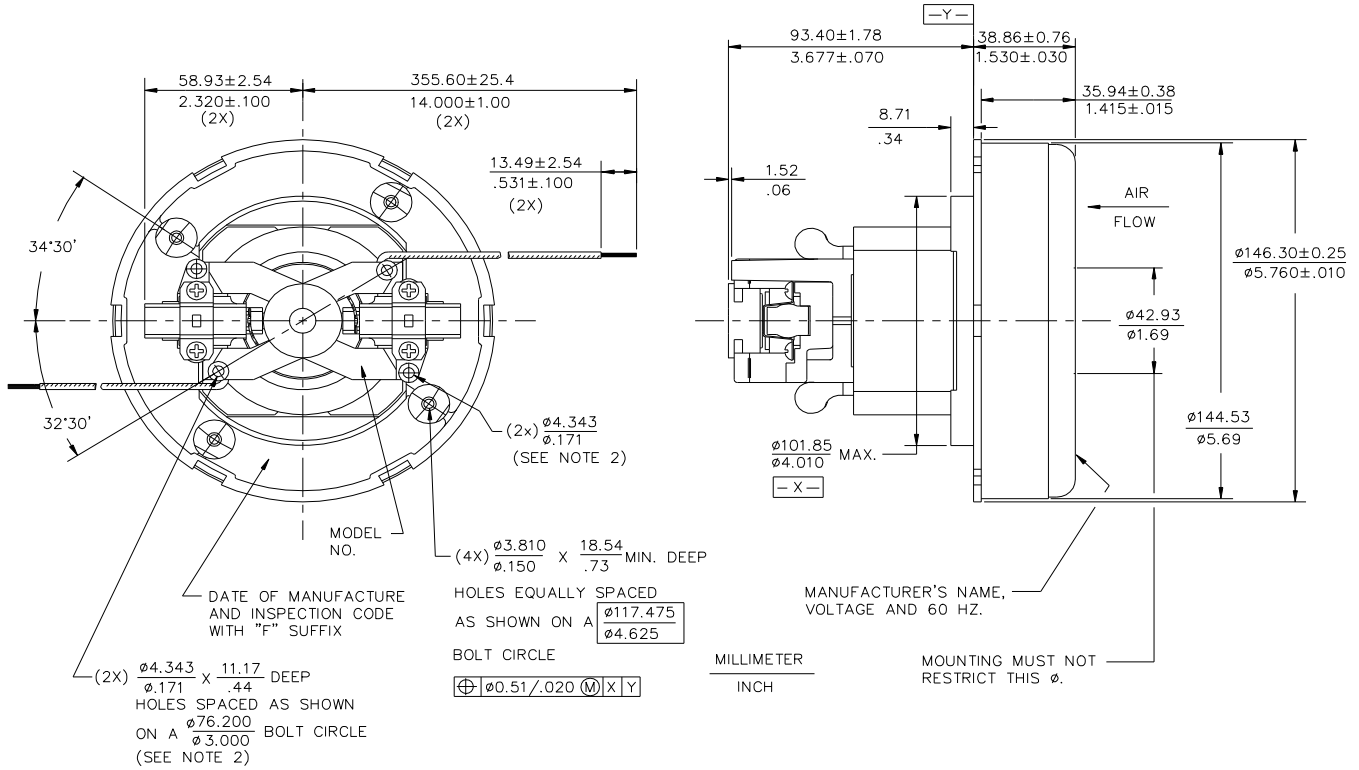
* Data represents performance of a typical motor sampled from a large production quantity. Individual motor data may vary to normal manufacturing variations.

Test Specs:	Minimum Sealed Vacuum: 86.0"	ORIFICE: 7/8"	Minimum Vacuum: 47.0"	Maximum Watts: 1158
-------------	------------------------------	---------------	-----------------------	---------------------

DIMENSIONS

NOTES:

1. LEADS: 18GA STRANDED, LEADS CAN BE ANY COLOR EXCEPT GREEN OR GREEN WITH YELLOW STRIPE.
2. GROUNDING OR EARTHING PROVISIONS: USE HOLES AS INDICATED FOR GROUNDING OR EARTHING. REFER TO APPROPRIATE LISTING OR REGULATORY AGENCY FOR PROPER METHOD OF GROUNDING OR EARTHING.



IMPORTANT NOTE: Pictorial and dimensional data are subject to change without notice. Contact factory for current revision levels.

WARNING - Ametek/Lamb Electric thru-flow vacuum motors must never be used in applications in which wet or moist conditions are involved, where dry chemicals or other volatile materials are present or where airflow may be restricted or blocked. Such motors are designed to permit the vacuumed air to pass over the electrical winding to cool it. Thus any foam, liquid (including water), dry chemical or other foreign substance will come in contact with electrical conductors which could cause combustion (depending on volatility) or electrical shock. Failure to observe these precautions could result in property damage and severe personal injury, including death in extreme cases. All applications incorporating Lamb motors should be submitted to Underwriters Laboratories Inc. or other appropriate organizations or agencies for testing specifically related to the safety of your equipment.

AMETEK/Lamb Electric Division
 627 Lake Street
 Kent, Ohio 44240
 U.S.A.
 Tel: (330) 673-3451
 Fax: (330) 673-8994

Ametek GmbH
 P.O. Box 1251
 D-71667 Marbach
 Germany
 Phone: + 49-714-484-9512
 Fax: + 49-714-484-9513

AMETEK/Singapore Private Limited
 10 Ang Mo Kio Street 65
 # 05-12 Techpoint
 Singapore 2056
 Tel: + 65-484-2388
 Fax: + 65-481-6588