

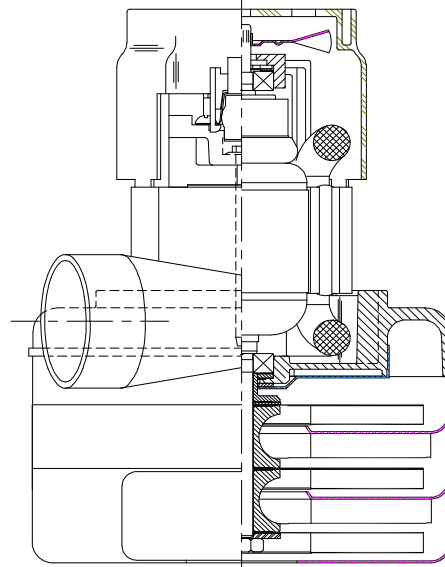


SPECIAL FEATURES

- Suitable for 24 volt DC operation
- UL / cUL Recognized, category PRGY2 (E47185)
- Provision for grounding
- Skeleton-frame design
- Epoxy painted fan case
- Dual Gortex Seals
- The Lamb Electric vacuum motor line offers a wide range of performance levels to meet design needs

DESCRIPTION

- Three stage
- 24 volts
- 5.7"/145 mm diameter
- Double ball bearings
- Single speed
- Tangential bypass discharge
- Thermoset plastic fan end bracket
- Aluminum commutator bracket



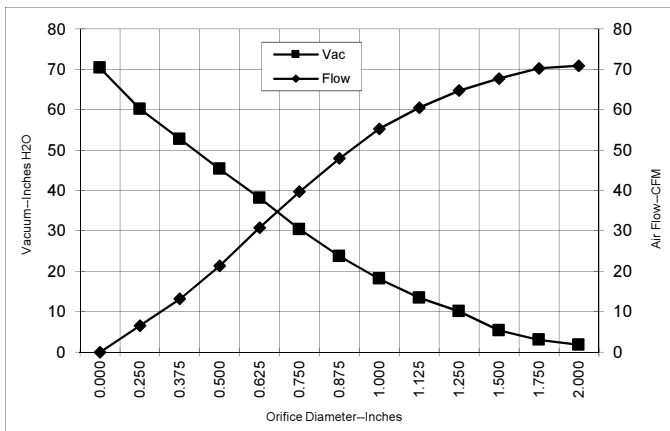
DESIGN APPLICATION

- Equipment operating in environments requiring separation of working air from motor ventilating air
- Designed to handle clean, dry, filtered air only

TYPICAL MOTOR PERFORMANCE.*

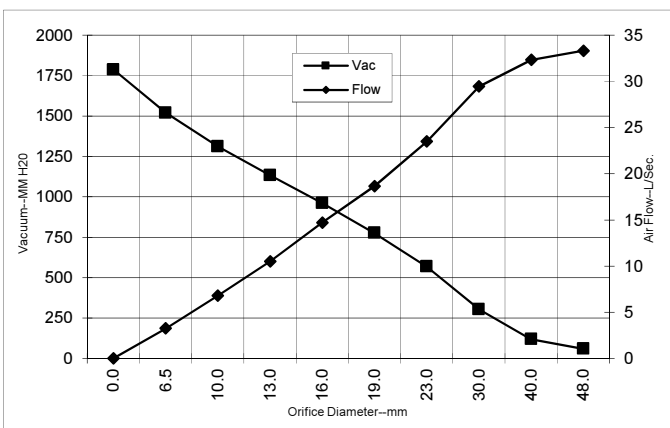
(At 24 volts, 60Hz, test data is corrected to standard conditions of 29.92 Hg, 68° F.)

ASTM DATA



Orifice (Inches)	Amps	Watts (In)	RPM	Vac (In.H ₂ O)	Flow (CFM)	Air Watts
2.000	22.9	551	12872	1.8	70.9	15
1.750	22.9	553	12844	3.0	70.2	25
1.500	23.0	555	12787	5.4	67.7	43
1.250	23.0	555	12688	10.1	64.7	77
1.125	23.1	557	12617	13.4	60.5	95
1.000	23.4	564	12579	18.2	55.3	118
0.875	23.2	560	12638	23.8	47.9	134
0.750	22.8	550	12826	30.4	39.7	142
0.625	22.0	531	13208	38.2	30.8	138
0.500	20.9	504	13802	45.3	21.3	113
0.375	19.6	473	14577	52.7	13.2	82
0.250	18.3	443	15399	60.2	6.6	46
0.000	17.2	414	16269	70.4	0.0	0

METRIC DATA



Orifice (mm)	Amps	Watts (In)	RPM	Vac (mm H ₂ O)	Flow (L/Sec)	Air Watts
48.0	22.9	552	12859	60	33.3	19
40.0	23.0	554	12804	119	32.3	37
30.0	23.1	556	12649	303	29.5	87
23.0	23.3	561	12624	568	23.5	130
19.0	22.8	550	12834	776	18.7	142
16.0	22.0	532	13193	962	14.7	138
13.0	21.0	507	13742	1133	10.5	116
10.0	19.7	478	14461	1311	6.8	86
6.5	18.4	445	15358	1519	3.2	48
0.0	17.2	414	16269	1787	0.0	0

Note: Metric performance data is calculated from the ASTM data above.

* Data represents performance of a typical motor sampled from a large production quantity. Individual motor data may vary due to normal manufacturing variations.

Test Specs:	24 volts	Minimum Sealed Vacuum:	62.0"	ORIFICE:	7/8 "	Minimum Vacuum:	19.5"	Maximum Watts:	640
--------------------	----------	-------------------------------	-------	-----------------	-------	------------------------	-------	-----------------------	-----

