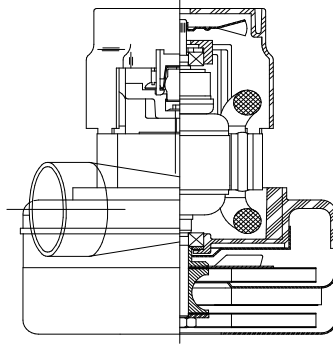


Lamb® 5.7" Bypass Tangential Vacuum Motors

MECHANICAL
DIAMETER: 5.7" (145mm)
DISCHARGE TYPE: Bypass
DISCHARGE: Tangential

PERFORMANCE
STAGES: 2
SPEED: Single

DESIGN APPLICATIONS
 -Equipment operating in environments requiring separation of working air from motor ventilating air
 -Designed to handle clean, dry, filtered air only



Model: 116157-38

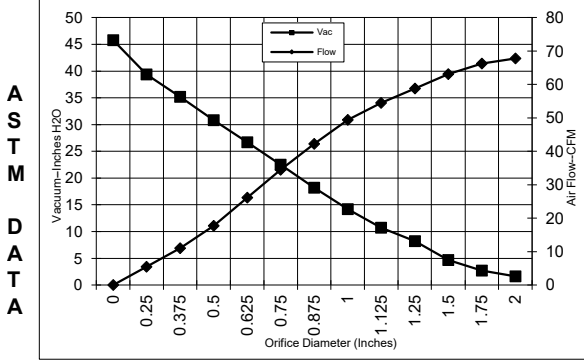
ELECTRICAL
OPERATING INPUT VOLTAGE: 24 volts DC

- FEATURES**
- Provision for grounding
 - Skeleton-frame design
 - Provisions for static grounding
 - Epoxy painted fan case
 - Patented air seal bearing construction. U.S. Patent #4,088,424
 - The Lamb Electric vacuum motor line offers a wide range of performance levels to meet design needs.

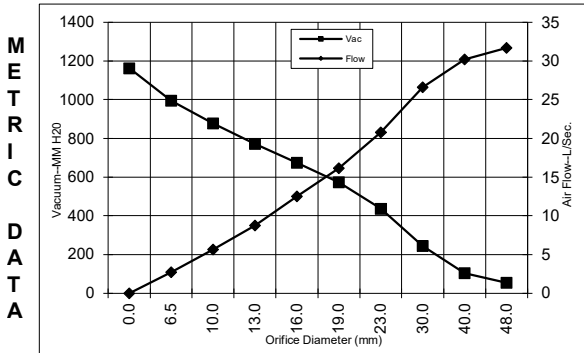
REGULATORY CERTIFICATIONS
 RU recognized, category PRGY2 (E47185)

TYPICAL MOTOR PERFORMANCE.*

(At 24 volts, DC, test data is corrected to standard conditions of 29.92 Hg, 68° F.)



Orifice (Inches)	Amps	Watts (In)	RPM	Vac (In.H ₂ O)	Flow (CFM)	Air Watts
2.000	16.1	386	12235	1.7	67.8	13
1.750	16.1	388	12205	2.7	66.2	21
1.500	16.2	389	12160	4.7	63.1	34
1.250	16.2	390	12135	8.2	58.8	57
1.125	16.2	390	12140	10.7	54.5	69
1.000	16.1	388	12195	14.2	49.4	83
0.875	15.9	381	12310	18.2	42.2	90
0.750	15.4	370	12600	22.5	34.4	91
0.625	14.8	356	13005	26.7	26.1	82
0.500	14.1	338	13470	30.8	17.7	64
0.375	13.3	320	14095	35.2	11.0	46
0.250	12.6	303	14725	39.4	5.5	25
0.000	12.0	288	15385	45.8	0.0	0



Orifice (mm)	Amps	Watts (In)	RPM	Vac (mm H ₂ O)	Flow (L/Sec)	Air Watts
48.0	16.1	387	12222	54	31.7	17
40.0	16.2	389	12174	103	30.2	30
30.0	16.2	390	12138	243	26.6	64
23.0	15.9	383	12281	437	20.8	88
19.0	15.4	370	12608	574	16.2	91
16.0	14.8	357	12989	674	12.5	82
13.0	14.1	340	13424	772	8.8	66
10.0	13.4	323	14001	877	5.7	49
6.5	12.7	304	14694	995	2.7	26
0.0	12.0	288	15385	1163	0.0	0

Note: Metric Performance data is calculated from the ASTM data above.

* Data represents performance of a typical motor sampled from a large production quantity. Individual motor data may vary due to normal manufacturing variations.

Test Specs:	24-Volts	Minimum Sealed Vacuum:	41.4"	ORIFICE:	7/8"	Min. Vacuum:	16.0"	Maximum Watts:	460
--------------------	-----------------	-------------------------------	--------------	-----------------	-------------	---------------------	--------------	-----------------------	------------

