



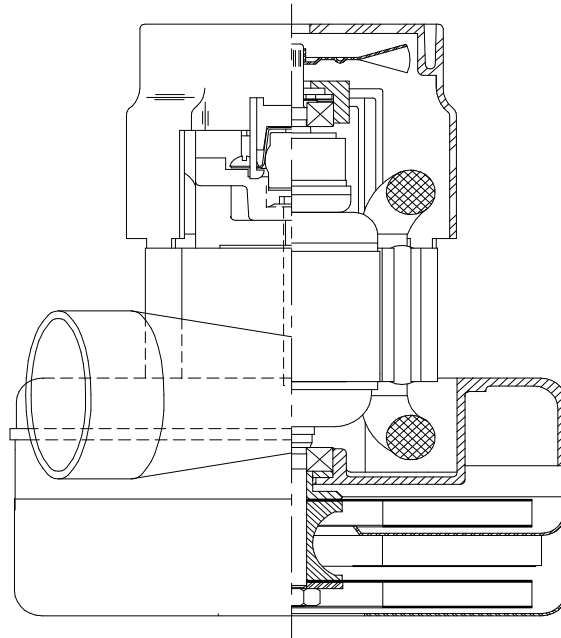
Model: 115961

DESCRIPTION

- Two stage
- 240 volts
- 5.7"/145 mm diameter
- Double ball bearings
- Single speed
- Tangential bypass discharge
- Aluminum fan end bracket
- Aluminum commutator bracket

DESIGN APPLICATION

- Equipment operating in environments requiring separation of working air from motor ventilating air.
- Designed to handle clean, dry, filtered air only.



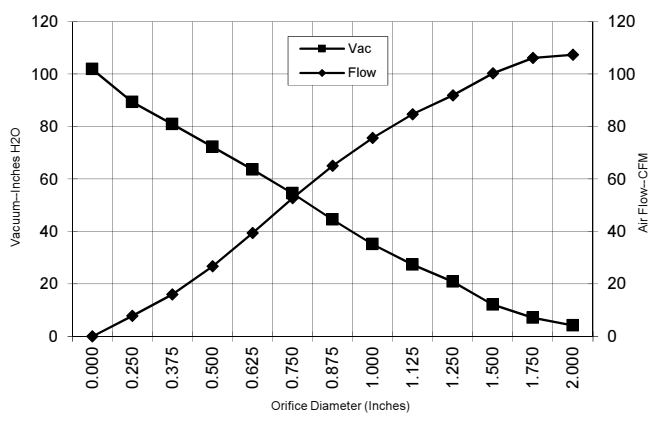
SPECIAL FEATURES

- Suitable for 240 volt AC operation, 50/60 Hz.
- UL recognized, category PRGY2 (E47185)
- Provision for grounding
- Skeleton frame design
- Epoxy painted fan case
- The Lamb Electric vacuum motor line offers a wide range of performance levels to meet design needs

TYPICAL MOTOR PERFORMANCE.*

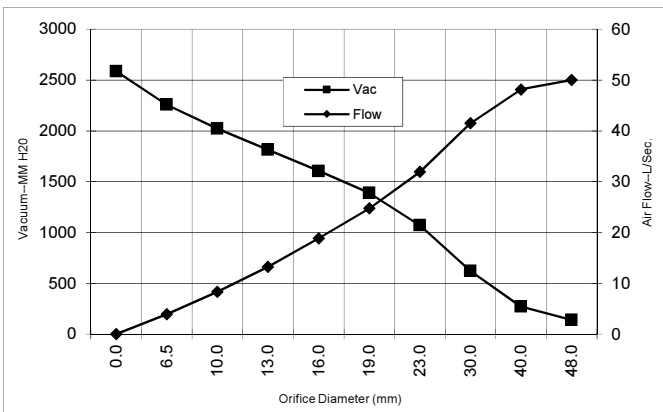
(At 240 volts, 60Hz, test data is corrected to standard conditions of 29.92 Hg, 68° F.)

ASTM DATA



Orifice (Inches)	Amps	Watts (In)	RPM	Vac (In.H ₂ O)	Flow (CFM)	Air Watts
2.000	5.2	1191	19513	4.2	107.3	53
1.750	5.2	1198	19444	7.1	106.1	89
1.500	5.2	1206	19371	12.1	100.2	142
1.250	5.3	1214	19289	20.9	91.8	226
1.125	5.3	1211	19310	27.3	84.7	272
1.000	5.2	1198	19409	35.1	75.6	312
0.875	5.1	1178	19588	44.5	65.0	340
0.750	4.9	1134	20019	54.5	52.7	337
0.625	4.7	1078	20716	63.5	39.4	294
0.500	4.3	1006	21654	72.2	26.7	226
0.375	4.0	325	22695	80.9	16.0	152
0.250	3.7	833	23770	89.3	7.8	82
0.000	3.4	798	24780	101.8	0.0	0

METRIC DATA



Orifice (mm)	Amps	Watts (In)	RPM	Vac (mm H ₂ O)	Flow (L/Sec)	Air Watts
48.0	5.2	1194	19483	140	50.4	69
40.0	5.2	1204	19393	269	48.1	126
30.0	5.3	1212	19301	620	41.5	251
23.0	5.1	1183	19543	1071	31.9	333
19.0	4.9	1133	20033	1389	24.7	336
16.0	4.7	1080	20688	1604	18.8	296
13.0	4.4	1013	21560	1812	13.2	233
10.0	4.0	427	22539	2022	8.3	163
6.5	3.7	808	23716	2258	3.9	86
0.0	3.4	798	24780	2586	0.0	0

Note: Metric performance data is calculated from the ASTM data above.

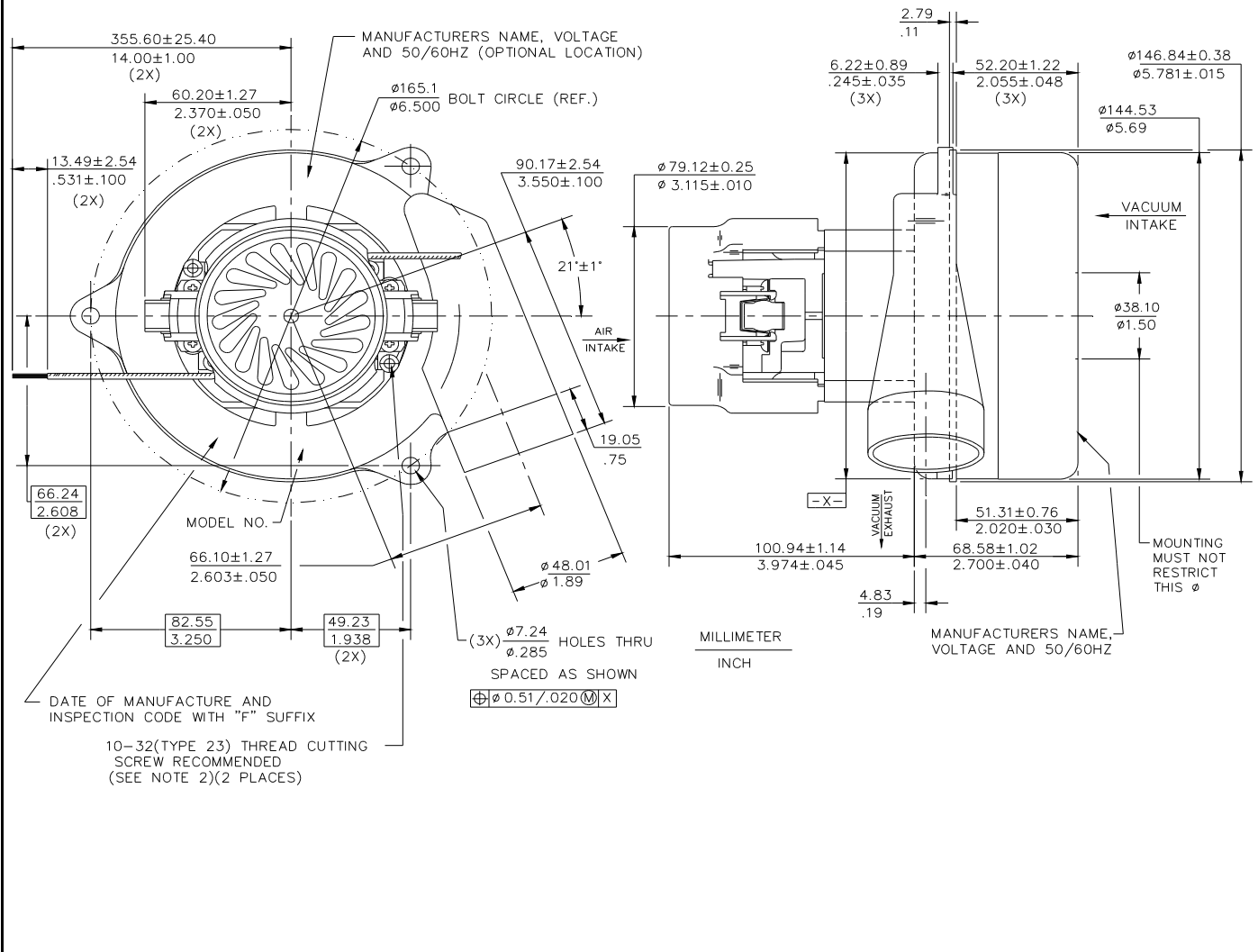
* Data represents performance of a typical motor sampled from a large production quantity. Individual motor data may vary due to normal manufacturing variations.

Test Specs:	240 volts	Minimum Sealed Vacuum:	94.0"	ORIFICE:	13mm	Minimum Vacuum:	66.0"	Maximum Watts:	1100
--------------------	------------------	-------------------------------	--------------	-----------------	-------------	------------------------	--------------	-----------------------	-------------

DIMENSIONS

NOTES:

1. LEADS: 18GA STRANDED, LEADS CAN BE ANY COLOR EXCEPT GREEN OR GREEN WITH YELLOW STRIPE.
2. GROUNDING OR EARTHING PROVISIONS: USE HOLES AS INDICATED FOR GROUNDING OR EARTHING. REFER TO APPROPRIATE LISTING OR REGULATORY AGENCY FOR PROPER METHOD OF GROUNDING OR EARTHING.



IMPORTANT NOTE: Pictorial and dimensional data are subject to change without notice. Contact factory for current revision levels.

WARNING - When using AMETEK Lamb Electric bypass motors in machines that come in contact with foam, liquid (including water), or other foreign substances, the machine must be designed and constructed to prevent those substances from reaching the fan system, motor housing, and electrical components. Lamb Electric vacuum motors other than hazardous duty models should not be applied in machines that come in contact with dry chemicals or other volatile materials. Failure to observe these precautions could cause flashing (depending on volatility) or electrical shock which could result in property damage and severe bodily injury, including death in extreme cases. All applications incorporating Lamb Electric motors should be submitted to appropriate organizations or agencies for testing specifically related to the safety of your equipment.

AMETEK Dynamic Fluid Solutions
www.ametekdfs.com