

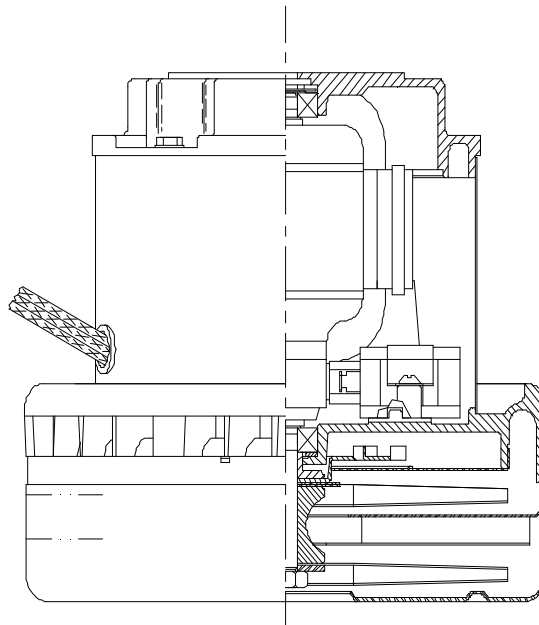


DESCRIPTION

- Two stage
- 240 volts
- 7.2"/183 mm diameter
- Double ball bearings
- Single speed
- Peripheral bypass discharge
- Aluminum fan end bracket
- Aluminum commutator bracket

DESIGN APPLICATION

- Equipment operating in environments requiring separation of working air from motor ventilating air
- Designed to handle clean, dry, filtered air only



SPECIAL FEATURES

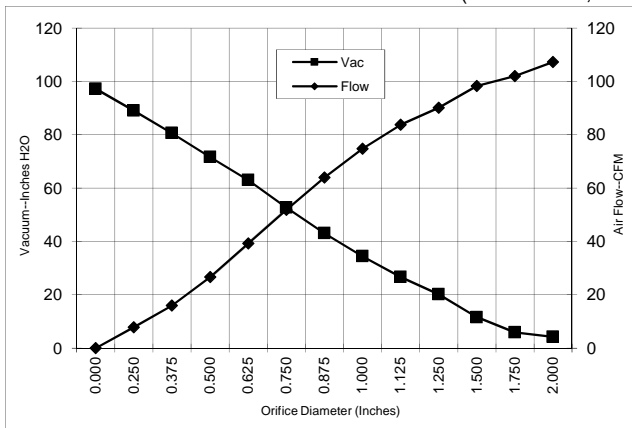
- Suitable for 240 volt AC operation, 50/60 Hz
- UL recognized, category PRGY2 (E47185)
- Provision for grounding
- The Lamb Electric vacuum motor line offers a wide range of performance levels to meet design needs

TYPICAL MOTOR PERFORMANCE.*

(At 240 volts, 60Hz, test data is corrected to standard conditions of 29.92 Hg, 68° F.)

**A
S
T
M

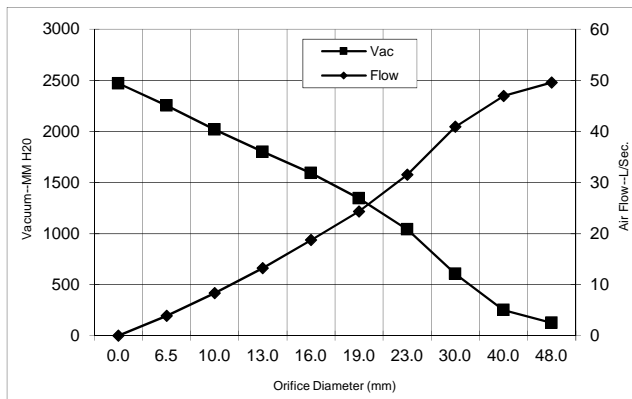
D
A
T
A**



Orifice (Inches)	Amps	Watts (In)	RPM	Vac (In.H2O)	Flow (CFM)	Air Watts
2.000	5.7	1202	15708	4.2	107.3	53
1.750	5.7	1192	15708	5.9	102.0	67
1.500	5.7	1202	15708	11.6	98.3	134
1.250	5.7	1192	15626	20.2	90.1	214
1.125	5.7	1192	15677	26.7	83.8	263
1.000	5.7	1192	15811	34.4	74.8	303
0.875	5.5	1171	15914	43.1	64.0	324
0.750	5.3	1126	16275	52.7	51.8	321
0.625	5.1	1082	16841	63.0	39.2	290
0.500	4.8	1015	17614	71.7	26.7	225
0.375	4.4	948	18386	80.7	16.0	152
0.250	4.0	881	19313	89.1	7.8	82
0.000	3.8	814	19960	97.2	0.0	0

**M
E
T
R
I
C

D
A
T
A**



Orifice (mm)	Amps	Watts (In)	RPM	Vac (mm H2O)	Flow (L/Sec)	Air Watts
48.0	5.7	1198	15708	126	49.5	59
40.0	5.7	1199	15708	251	46.9	114
30.0	5.7	1192	15654	604	40.9	241
23.0	5.5	1176	15888	1039	31.5	319
19.0	5.3	1125	16286	1344	24.3	320
16.0	5.1	1084	16818	1590	18.7	291
13.0	4.8	1022	17537	1799	13.2	232
10.0	4.4	958	18270	2015	8.3	163
6.5	4.0	884	19267	2252	3.9	86
0.0	3.8	814	19960	2469	0.0	0

Note: Metric performance data is calculated from the ASTM data above.

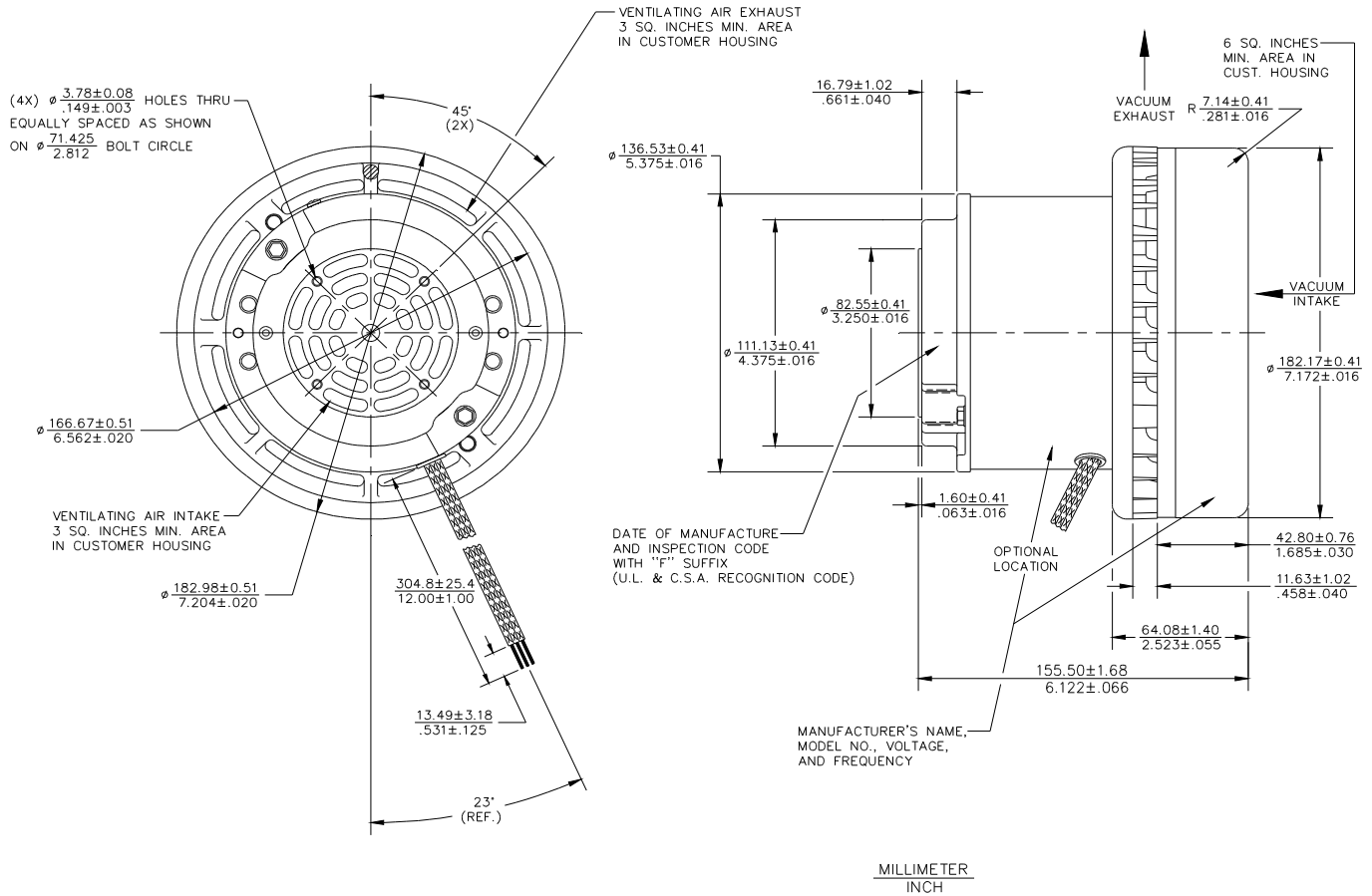
* Data represents performance of a typical motor sampled from a large production quantity. Individual motor data may vary due to normal manufacturing variations.

Test Specs:	240V	Minimum Sealed Vacuum: 96"	ORIFICE: 7/8"	Minimum Vacuum: 43"	Maximum Watts: 1440
--------------------	------	-----------------------------------	----------------------	----------------------------	----------------------------

DIMENSIONS

NOTES:

1. LEADS: POWER; #16 GA., ONE BLACK, ONE WHITE.
GROUND; #18 GA., GREEN WITH YELLOW STRIPE.
2. THIS MODEL HAS EPOXY FAN SYSTEM.



IMPORTANT NOTE: Pictorial and dimensional data are subject to change without notice. Contact factory for current revision levels.

WARNING - When using AMETEK Lamb Electric bypass motors in machines that come in contact with foam, liquid (including water), or other foreign substances, the machine must be designed and constructed to prevent those substances from reaching the fan system, motor housing, and electrical components. Lamb Electric vacuum motors other than hazardous duty models should not be applied in machines that come in contact with dry chemicals or other volatile materials. Failure to observe these precautions could cause flashing (depending on volatility) or electrical shock which could result in property damage and severe bodily injury, including death in extreme cases. All applications incorporating Lamb Electric motors should be submitted to appropriate organizations or agencies for testing specifically related to the safety of your equipment.

AMETEK/Floorcare & Specialty Motors
www.ametekfsm.com